

Northbridge Public Schools

Northbridge School Committee

87 Linwood Avenue, Whitinsville, Massachusetts 01588 (508) 234-8156 FAX (508) 234-8469 www.nps.org

Shannon Canoy, Chairperson, scanoy@nps.org, Jill Leonard, Vice-Chair, jleonard@nps.org,
Heather Alden, halden@nps.org, Jonathan Canoy, jcanoy@nps.org, Carl Cowen,
ccowen@nps.org

Northbridge Public Schools School Committee Meeting Agenda Tuesday, April 9, 2024 7:00PM Northbridge High School Media Center

- I. Call to Order (7:00PM)
- II. Pledge of Allegiance
- III. Attendance
- IV. Statement of Audio and Video Recording
- V. Statement of Mission

Northbridge Public Schools is a proud community focused on the education and wellbeing of all students. We recognize each student as an individual, and we provide creative and innovative learning opportunities that encourage them to use their unique voices and personal strengths to achieve success both academically and personally.

- VI. Student Representative Report (7:05PM)
- VII. Superintendent's Report (7:10PM)
- VIII. Presentations (7:35 PM)
 - A. SADD in Action Presentation - Mr. Alan Finkel
 - B. Curriculum & Instruction Presentation - Mrs. Healy
- IX. Consent Agenda (8:00PM)
 - A. School Committee Minutes 3-26-2024
 - B. Warrant 24-39 3/28/2024 \$174,253.81
 - C. Warrant 24-40 4/04/2024 \$198,786.54
- X. Discussion (8:05PM)
 - A. School Choice

The Northbridge Public Schools ensures equal employment and educational opportunities for its employees and students and does not discriminate on the basis of race, color, religion, national origin, sex or sexual orientation, gender identity (M.G.L. c. 151B and 151C, Title VI, Title VII and Title IX), or on the basis of disability (Section 504 of the Rehabilitation Act of 1973/ADA) or homelessness. In addition, the Northbridge Public Schools does not discriminate against its employees on the basis of age (M.G.L. 151B/ADEA) on the basis of veteran's status, or genetic information.

- XI. Public Comment (8:30 PM)
- XII. Action
 - A. FY25 Superintendent's Recommended Budget
- XIII. Information
- XIV. Adjournment (8:45 PM)

Note: The listing of matters are those reasonably anticipated by the Chair which may be discussed at the meeting. Not all items listed may in fact be discussed and other items not listed may also be brought up for discussion to the extent permitted by law. Also, the timeframe for each topic is a general guideline and may not be strictly adhered to.



ALL ABOUT SADD

Presented by...

Amanda (President), Mary (Vice President), Britnei
(Secretary), Elise (Treasurer), and Mia (Ad Hoc)



INTRODUCTION

SADD is here to better our community.

Through our events and fundraisers, we do all that we can to spread the word that your mental health matters and to never take anything in life for granted.

SEATBELT SELFIE



In October, we held our annual Seatbelt Selfie Competition.


- Teachers and students of Northbridge High School promote safe driving by showing off wearing their seatbelts.
- Contestants with the most likes on Instagram won Dunkin' gift cards.
- Although it was a fun and exciting competition, the end goal was to show how easy it is to wear a seatbelt and how many lives it can save.



HOME COMING

On Homecoming Day, we hold a bake sale to...

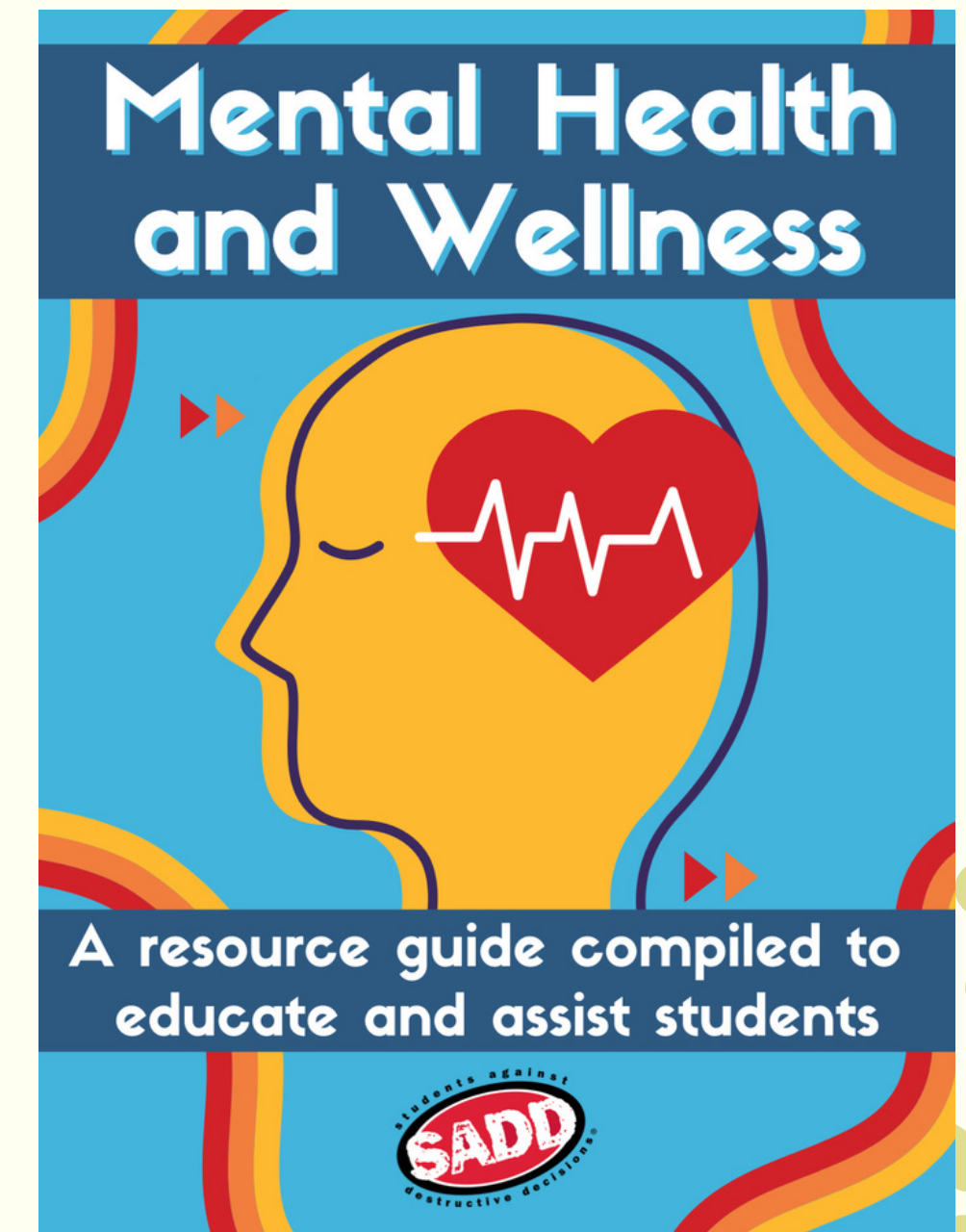
- Fundraise for the club
- Spread the word to the parents and students of what we do in SADD
- Introduce younger students to SADD



MENTAL HEALTH AWARENESS

Every year, we hold a *Mental Health Awareness* campaign for the students at NHS.

- This campaign reminds them that mental health concerns are real and that their classmates could be struggling.
- Students can sign a *Mental Health Pledge* to promise to look out for themselves and others.
- This year, we got over 50 signed mental health pledges!
- We distribute *Mental Health and Wellness* packets, which include an array of resources: mental health definitions, advice on how to stay mentally and physically healthy, and crisis intervention contacts (for themselves or others).




BULLETIN BOARD



This year, we started a bulletin board for SADD.



- Every so often, we change the design to promote events or just to spread a message.
- The one pictured here promotes taking care of yourself and others by harvesting healthy habits.





DATING VIOLENCE



Every year, we deliver our Dating Violence Prevention Presentation to students during advisory classes, by grade. Pairs of SADD volunteers are trained and then bravely teach their classmates about this most important topic.

- Students participate by defining what makes for a healthy relationship.
 - They should always feel safe and respected in any dating relationship.
 - They learn that--at any point in a relationship--they have the right to say “no” to their partner.
 - They are encouraged to make smart decisions, know their environment, and leave any relationship in which they feel threatened or pressured to do anything they don't want to do.
- 
- 



RANDOM ACTS OF KINDNESS


In March, we sell bags of chips to send to other students and teachers at NHS, along with a personalized note to go with them.

- 
- 
- The note can be anything: just saying hi, that you appreciate them and all they do, to have a good day, or anything else that's on your mind.
 - This is to just put a smile on someone's face and show how much you appreciate them.
 - It may seem small, but you never know what someone could be going through. This little gesture could make them realize there are people out there who care.

DRUNK DRIVING PREVENTION/SAFE PROM

Every year, we hold a Drunk Driving Prevention presentation for those who are attending prom.

- In the first two years, we had Officer DeJordy share some very sad but impactful stories resulting from people drinking and driving.
- Then, members of SADD presented slides teaching students
 - to avoid drugs and alcohol
 - to never get behind the wheel when under the influence
 - to not become a tragic statistic
 - to consider signing a Contract for Life, a pledge between students and parents/guardians to ask for a safe ride home if needed and to provide one--no questions asked--until the next day.
- This year, on April 24th, we have special guest speakers: Lisa Brodeur and her son, Kyle, whose lives were forever changed by a drunk driver.






THANK YOU!

We are proud to bring positive messages and helpful resources to our NHS community.

Thank you for your attention.





Northbridge Public Schools

Northbridge School Committee

87 Linwood Avenue, Whitinsville, Massachusetts 01588 (508) 234-8156 FAX (508) 234-8469 www.nps.org

Shannon Canoy, Chairperson, scanoy@nps.org, Jill Leonard, Vice-Chair, jleonard@nps.org,
Heather Alden, halden@nps.org, Jonathan Canoy, jcanoy@nps.org, Carl Cowen,
ccowen@nps.org

Northbridge Public Schools School Committee Meeting Agenda Tuesday, March 26, 2024 7:00PM Northbridge High School Media Center

- I. Call to Order (7:00PM)
 - II. Pledge of Allegiance
 - III. Attendance
- | | |
|----------------|---------|
| Jill Leonard | Present |
| Jonathan Canoy | Present |
| Heather Alden | Present |
| Shannon Canoy | Present |
| Carl Cowen | Present |

Also present were Superintendent Amy McKinstry and Director of Business and Finance Melissa Walker.

- IV. Statement of Audio and Video Recording
- V. Statement of Mission:

Northbridge Public Schools is a proud community focused on the education and wellbeing of all students. We recognize each student as an individual, and we provide creative and innovative learning opportunities that encourage them to use their unique voices and personal strengths to achieve success both academically and personally.

- VI. Open Public Hearing for FY25 Budget (7:05)
 - A. FY25 Budget Presentation

Amy and Melissa gave an abbreviated version of the previous presentation. Provided an overview of a 5 year increase in Special Population enrollments and overall decrease in student enrollment. Provided comparisons to the other Blackstone Valley Districts, we are in

The Northbridge Public Schools ensures equal employment and educational opportunities for its employees and students and does not discriminate on the basis of race, color, religion, national origin, sex or sexual orientation, gender identity (M.G.L. c. 151B and 151C, Title VI, Title VII and Title IX), or on the basis of disability (Section 504 of the Rehabilitation Act of 1973/ADA) or homelessness. In addition, the Northbridge Public Schools does not discriminate against its employees on the basis of age (M.G.L. 151B/ADEA) on the basis of veteran's status, or genetic information.

the top two in terms of High Needs and Low Income populations, top four for Students with Disabilities, and in the middle of the group in terms of Students who are English Learners. Special Populations require more money to educate due to the additional support outside of the regular classroom requirements the students need, including additional supplies and staff.

Provided the overview of Boston Public Schools and how they determine allocations of funds per student. They have a base allocation level, plus additions for student grade level, Low Income Status, English Learner Status, Disability severity status, High Risk for Dropping out status, as well as Programmatic Supports. Used this as an example to show the cost differentiation between teaching different students with different needs.

Northbridge only has one cost that is applied to all students in the district, rather than one price per student. Northbridge spends the second lowest per student within the Blackstone Valley, only spending more than Grafton. Grafton only has a Special Population of 31.9%, while Northbridge has a Special Population of 50%.

The Focus of the new Budget is: To maintain the ESSER positions even with the grant going away, because the needs are still there; Maintain a strong academic core at all of the schools; Maintain appropriate levels of support for all of the High Needs students; Develop and Implement a new Strategic Plan with new Initiatives; and to maintain a Safe and Healthy Teaching and Learning environment.

The Challenges the district is facing with the upcoming budget: Financially supporting a new District Strategic Plan; Keeping students in the district rather than going out of district through school choice; The unknown Out of District tuition and transportation costs; and the unknown costs of the upcoming contract negotiations.

In order to keep full level services next year, the budget would increase by 2.99% (\$958,470).

District Revenue: The main part is the Appropriations, which is made up of 2 parts:

Chapter 70 State Aid: \$15,963,421. This is the 12th year in a row that the Chapter 70 aid has only increased by the minimum.

Town Contribution: \$10,358,290. This is an increase of \$315,327.

Total Appropriation increasing by 1.67% (\$432,777), which is the smallest percentage increase and second smallest dollar increase since 2015.

The Northbridge Public Schools ensures equal employment and educational opportunities for its employees and students and does not discriminate on the basis of race, color, religion, national origin, sex or sexual orientation, gender identity (M.G.L. c. 151B and 151C, Title VI, Title VII and Title IX), or on the basis of disability (Section 504 of the Rehabilitation Act of 1973/ADA) or homelessness. In addition, the Northbridge Public Schools does not discriminate against its employees on the basis of age (M.G.L. 151B/ADEA) on the basis of veteran's status, or genetic information.

Grants: \$1,165,701. The district used \$2,088,711 in FY24. ESSER funds are expiring in September of 2024. Many positions have been added from ESSER funds, but the needs for the positions are still there, even without the funds.

Revolvers: \$4,763,567 used to balance the budget while still leaving \$1 million in the accounts to cover any unexpected costs. Additionally, the revolver income comes in over the course of the year, not all at once, so the district cannot commit to spending more than the district is receiving. Additionally, it is not all guaranteed to come in.

District is left with a Budget Gap of \$794,275. The three options the district had to close the gap:

Get an increase of Appropriations. Unlikely as the anticipated appropriation increase was reduced due to education adjacent costs.

Use more Revolver funds. Reduces safety net of \$1 million and will mean future budgets have less Revolver funds available.

Make Budget Reductions: reduce the increase in level services by reducing services. Mainly through cutting positions and personnel.

Budget Reductions: While some cuts were in supplies and small programs across the district, the main cuts came in the reduction of 9.4 Full time positions, the reorganization of some to a decrease of 0.9 Full time positions, and an increase of 1 Full time position (Additional Vice Principal at NES), for an overall decrease of 9.3 Full Time Positions.

Some teacher positions were moved to accommodate different class sizes and needs, while others were cut, increasing class sizes slightly. Restructured Title 1 positions to provide more of the funding and support to NES.

Additional needs for the district that were not proposed in the Budget:

Athletic Trainer for the district

Middle School Guidance Counselor

Separate Full Time Dean of Students and Vocational Coordinator at high school

Culinary/Home Economics classes for the Middle and High Schools.

With the adjustments, the budget is \$32,337,452. This is a reduction from level services and the budget increase is 0.78% (\$250,749) compared to FY24.

The FY25 Budget is made up of:

Salaries: 69.7%

The Northbridge Public Schools ensures equal employment and educational opportunities for its employees and students and does not discriminate on the basis of race, color, religion, national origin, sex or sexual orientation, gender identity (M.G.L. c. 151B and 151C, Title VI, Title VII and Title IX), or on the basis of disability (Section 504 of the Rehabilitation Act of 1973/ADA) or homelessness. In addition, the Northbridge Public Schools does not discriminate against its employees on the basis of age (M.G.L. 151B/ADEA) on the basis of veteran's status, or genetic information.

Special Education (including out of district tuition and transportation): 14.2%

In-District Transportation: 5.5%

Utilities: 3.2%

Athletics: 1.3%

Custodial/Maintenance: 1.2%

Title 1: 1%

Technology: 0.9%

All other: 2.8%

The Appropriation is only about 80% of the Budget, and the gap between the Appropriation and the Budget only gets larger every year. Over the past 10 years, the Budget has increased even though, excepting for the addition of the positions from the ESSER Grant, the district has been operating at Level or Reduced Services.

Compared to the other districts in the Blackstone Valley, Northbridge spends the lowest of all the districts, only spending 1% over the minimum required by law. All of the other towns fund their districts between 8% and 40% above the minimum required.

The state is requiring that the district increase the Net school spending by \$793,101 in FY25 (\$57K from Chapter 70, \$735K from Town Contribution). However, the district's appropriation is only going up by \$432K, which is \$360K less than the requirement.

Projected that additional funds will be spent on indirect expenses, such as School Unemployment and School Property Liability insurance premiums. If the town does not spend the minimum required amount on education, it could result in non-approval of the municipality tax rate, enforcement action by the Attorney General, or loss of State Aid. Projections for FY26, the district will only be able to spend \$2,113,445 from reserves in order to keep the \$1 Million in reserve. This is about \$2.7 Million lower than FY25, and that amount will be a deficit in the budget, before factoring in any increases in expenditure and appropriations.

Having the appropriations increase by an additional 10% over the minimum required would cover the \$2.7 Million. Additionally, savings from the rest of FY24 and any from FY25 will lessen the gap in funding, but will not be enough to erase it.

School Committee will be voting on the Budget April 9, 2024, and the Budget will be presented to the town at the Annual Spring Town Meeting May 7, 2024.

The Northbridge Public Schools ensures equal employment and educational opportunities for its employees and students and does not discriminate on the basis of race, color, religion, national origin, sex or sexual orientation, gender identity (M.G.L. c. 151B and 151C, Title VI, Title VII and Title IX), or on the basis of disability (Section 504 of the Rehabilitation Act of 1973/ADA) or homelessness. In addition, the Northbridge Public Schools does not discriminate against its employees on the basis of age (M.G.L. 151B/ADEA) on the basis of veteran's status, or genetic information.

B. Public Comment on Budget

Heather Alden thanked the Admin for their diligence in accommodating the bleak looking budget. Stated that the town and community needed to step up with funding the schools, because only a 1% over minimum, when some of Northbridge's sister communities spend up to 47% over minimum, is very disappointing. As the number of high needs students is increasing and not going down, we need to be able to fund their services. If we cannot meet their services, those students going out of district or to therapeutic schools could break the district. Tax increase is what needs to happen in the town. She will look into what it takes to do an Override in Northbridge, because the current funding system is not sustainable. The hopes of savings from one year funding the next year is a bandage. What is the town going to do, long term, to fix the issues in the school's funding? She does not want a bare bones education for her children in this town, which is what the budget deficit is heading towards. The Schools, Students, Staff, and Community deserve better. Being \$2,000 below on per-pupil expenditure funding is unacceptable, and the town and community need to figure out how to fund the Northbridge Public Schools.

C. Close Public Hearing (7:25)

VII. Student Representative Report (7:25PM)

Unified track starts this week. Mr. Kozik is still looking for new players. Several High School Spring Sports have also started. Prom tickets are still being sold through March 28 and are available to Juniors and Seniors. As Class 2026 President, wanted to inform everyone that the Volleyball fundraiser is back on April 9. More information will be in the RAMs report, emails from Admin, and on Social Media. S.A.D.D. is having their "Random Acts of Kindness Fundraiser". Students can pay \$2 to write a friendly message to someone and have it delivered April 4 with a bag of chips as a surprise.

This week, students had the opportunity and guidance during math classes to choose classes for next year on Infinite Campus. Enrollment will be open for the next two weeks. New classes offered include Woodshop, 21st century communications, and Italian 1, amongst others. Internships will also be coming back to the high school with local businesses. Match 26, Sophomores took first of two ELA MCAS tests. March 27 will have the second test. Math MCAS is in May. There will be no School Friday.

VIII. Superintendent's Report (7:30PM)

The Northbridge Public Schools ensures equal employment and educational opportunities for its employees and students and does not discriminate on the basis of race, color, religion, national origin, sex or sexual orientation, gender identity (M.G.L. c. 151B and 151C, Title VI, Title VII and Title IX), or on the basis of disability (Section 504 of the Rehabilitation Act of 1973/ADA) or homelessness. In addition, the Northbridge Public Schools does not discriminate against its employees on the basis of age (M.G.L. 151B/ADEA) on the basis of veteran's status, or genetic information.

Congratulate the High School Drama department, crew, and band for their production of High School Musical. It was a new group of students and it was wonderful, if smaller, production overall. They had a packed house.

At NES, the PTA has provided the students with some NASA approved safety glasses for a school wide viewing of the solar eclipse on April 8. They are also sponsoring the Harlem Wizards to come. They are doing a School Assembly on April 2, and will be playing about the Northbridge Rams staff on May 5 at the field house at NHS.

Welcoming back Mr. Hoffman, coming off a 4 week recovery from knee surgery.

At Middle School, Unified basketball started last week. They have 2 games. Last week they went to the Unified Jamboree in Webster. 18 students at NMS participated, both buddies and students. Emily Flauto, the NMS Project 351 ambassador, is conducting a cradle to crayons drive as part of her service project. Donation boxes have been set up to take anything new or gently used from newborn to adult medium sized. Socks and undergarments can only be new. The boxes will be there until April 5. Scholastic Book Fair is happening between April 8 and April 10 in the Middle School Library. Looking for Parent Volunteers for both the fair and for other school wide events.

April 3 is an Early Release Day. High School Band and Chorus will have Spring Concert that night at 7PM in the Auditorium.

April 2 is NHS Honors Society induction at 5PM. Third Quarter Ends that day too. Grades will be available to students and families the following week.

April 9 Blackstone Valley superintendents are hosting a job fair at Milford Highschool. Shared open positions with nearly 30 colleges in the area.

April 10 Celebration of Learning and Belonging combined with Evening of the Arts.

IX. Presentations (7:35 PM)

A. Technology Department Update

Thanked the Committee for supporting the article submitted to the town for the Tech department. Upgrading the Wifi access points in the Middle School and High School will help support the increase of devices and the ever-changing requirements of the devices. In past years, were able to update the network infrastructure at the High School and Middle School, allowing for the updated access points. For 2nd year in a row, awarded a cyber security awareness grant. First trainings came out recently, and more are to come.

The Northbridge Public Schools ensures equal employment and educational opportunities for its employees and students and does not discriminate on the basis of race, color, religion, national origin, sex or sexual orientation, gender identity (M.G.L. c. 151B and 151C, Title VI, Title VII and Title IX), or on the basis of disability (Section 504 of the Rehabilitation Act of 1973/ADA) or homelessness. In addition, the Northbridge Public Schools does not discriminate against its employees on the basis of age (M.G.L. 151B/ADEA) on the basis of veteran's status, or genetic information.

The Tech department was able to purchase 180 new Chromebooks for next year. 3 additional carts will go to the high school and 6 will go to the middle school. This will mean that almost every classroom will have a cart next year. Will use ESSER funds to purchase additional Smartboards, 4 going to the Middle School and 1 to the High School. Have selected a vendor to come and fix the sound system in the NHS auditorium over April Break. Over the summer, will be updating all of the computers from Windows 10 to Windows 11, starting with the High School and Middle School, then the Elementary School, then the Admin building. New website for the district will be launching July 1st. While each school will have its own page, the layout will be the same for each of the schools, and all of their calendars will be synched to the district calendar. The website has an in-page translation, allowing the entire website to be translated. There will also be an app for phones and smart devices. It is also far more streamlined to allow all updates to be seen in one place. The documents will also be cleaned and up to date, so that when people search for information, it is the most up to date information.

X. Consent Agenda (8:00PM)

A. School Committee Minutes

B. Warrant 24-37 3/14/2024 \$234,613.16

C. Warrant 24-38 3/21/2024 \$200,795.73

A motion was made by Heather Alden to approve the Consent Agenda. It was seconded by Jonathan Canoy.

Jill Leonard Yes

Heather Alden Yes

Shannon Canoy Yes

Jonathan Canoy Yes

Carl Cowen Yes

The motion was passed with a vote of 5-0

XI. Discussion (8:05PM)

A. FY25 Superintendent's Recommended Budget

Chairperson Shannon Canoy stated that this is the last time the School Committee will be able to speak about the proposed budget before the vote next Meeting. He polled everyone

to see if they had anything to add that had not already been said the previous week or at the end of the Open Public Hearing.

Before the vote at the next meeting, Amy and Melissa will be hosting meetings to educate anyone who wants to come on how the budget is made and what goes into making it and voice their concerns.

Heather Alden stated that people are not looking at the numbers and are not wanting to act until they are in crisis mode, and that is a place no one should want to be.

Shannon Canoy said after looking at the report and what we spend compared to what other towns spend over the required minimum, along with how many of our students are choosing out of district, it raises the question as to why students are not staying here, but school choosing to other districts.

XII. Public Comment (8:30 PM)

XIII. Action

1. 2024-2025 School Calendar

A suggestion was presented that, in the future, when the calendar is still in draft state and has not been approved, that it should have a watermark or clear wording stating that it is only a draft and not the final calendar so that people cannot take it out of context.

A motion was made by Heather Alden to approve the School Calendar. It was seconded by Jonathan Canoy.

Jill Leonard	Yes
Heather Alden	Yes
Shannon Canoy	Yes
Jonathan Canoy	Yes
Carl Cowen	Yes

The motion was passed with a vote of 5-0

XIV. Information

A. School Attending Reports

Shows where the students who live in-district are when attending out of district. Includes out of district public schools, homeschool students, in-state private/parochial, out of state private/parochial, and a summary.

The Northbridge Public Schools ensures equal employment and educational opportunities for its employees and students and does not discriminate on the basis of race, color, religion, national origin, sex or sexual orientation, gender identity (M.G.L. c. 151B and 151C, Title VI, Title VII and Title IX), or on the basis of disability (Section 504 of the Rehabilitation Act of 1973/ADA) or homelessness. In addition, the Northbridge Public Schools does not discriminate against its employees on the basis of age (M.G.L. 151B/ADEA) on the basis of veteran's status, or genetic information.

Homeschool initially increased right after COVID, but it has leveled off. It is mostly families in small Homeschool consortiums.

XV. Adjournment (8:45 PM)

A motion was made by Heather Alden to adjourn. It was seconded by Jonathan Canoy.

Jill Leonard Yes

Heather Alden Yes

Shannon Canoy Yes

Jonathan Canoy Yes

Carl Cowen Yes

The motion was passed with a vote of 5-0

Note: The listing of matters are those reasonably anticipated by the Chair which may be discussed at the meeting. Not all items listed may in fact be discussed and other items not listed may also be brought up for discussion to the extent permitted by law. Also, the timeframe for each topic is a general guideline and may not be strictly adhered to.

**Northbridge Public Schools
FY 2025 Budget
Total**

	FY 21 FTE	FY 21 ACTUAL BUDGET	FY 22 FTE	FY 22 ACTUAL BUDGET	FY 23 FTE	FY 23 ACTUAL BUDGET	FY 24 FTE	FY 24 ORIGINAL APPROVED BUDGET	FY 25 FTE	FY 25 OPERATIONAL BUDGET	FY 25 GRANTS	FY 25 REVOLVERS	FY 25 APPROPRIATION FROM TOWN
CENTRAL OFFICE/SCHOOL COMMITTEE	6.0	535,876	6.0	537,125	6.0	532,362	6.0	604,072	6.0	618,949	-	-	618,949
ATHLETICS	0.0	173,359	0.0	304,123	1.0	372,767	1.0	402,948	1.0	436,524	-	431,032	5,492
W. E. BALMER SCHOOL	27.7	2,296,921											
CURRICULUM	2.0	255,887	2.0	236,013	2.0	244,832	2.0	260,917	2.0	284,772	51,020	-	233,752
CUSTODIAL/MAINTENANCE	18.4	1,915,005	19.9	2,027,399	19.5	2,193,467	19.5	2,562,268	19.5	2,555,380	-	407,700	2,147,680
NORTHBRIDGE ELEMENTARY SCHOOL	30.0	1,801,755											
PK-5 ELEMENTARY SCHOOL			67.8	4,974,813	67.9	5,162,096	67.9	5,263,267	69.9	5,503,645	-	630,587	4,873,058
NORTHBRIDGE HIGH SCHOOL	46.8	3,757,678	44.3	3,723,500	43.8	3,704,077	43.8	3,939,837	40.8	3,615,051	-	588,131	3,026,920
NORTHBRIDGE MIDDLE SCHOOL	45.1	3,494,731	37.6	3,087,430	37.1	2,894,900	37.1	3,158,073	32.1	2,749,884	-	458,876	2,291,008
SPECIAL EDUCATION	117.2	8,822,259	136.7	9,780,612	137.9	10,330,159	145.9	11,709,859	144.5	12,472,677	685,264	2,263,751	9,523,662
PUPIL PERSONNEL SERVICES	22.8	1,463,156	29.1	1,680,006	28.1	1,762,958	26.2	1,903,451	24.7	1,864,199	91,356	-	1,772,843
TECHNOLOGY	5.9	725,763	5.5	689,844	5.0	660,937	5.0	627,215	4.0	547,427	26,755	-	520,672
TRANSPORTATION	1.7	1,047,324	1.4	1,107,842	1.4	1,194,796	1.4	1,324,735	1.4	1,377,638	-	70,045	1,307,593
TITLE I	4.5	394,672	6.5	313,067	6.5	394,226	6.5	330,061	7.5	311,306	311,306	-	-
Total	328.1	26,684,388	356.7	28,461,775	356.2	29,447,578	362.3	32,086,703	353.4	32,337,452	1,165,701	4,850,122	26,321,630

Total Budgeted From Grants	842,941	1,742,473	2,069,339	2,088,711
Total Budgeted From Revolvers	1,587,415	1,980,189	2,001,986	4,109,139
Total Budgeted from Appropriation	24,254,032	24,739,112	25,376,253	25,888,853

Increase **250,749**
0.78%

FY24 Budget Figures: The summary page and the site budget line item pages show the School Committee's Original Approved FY24 Operating Budget. The detailed salary pages show current projected FY24 salaries based on current staff in place and staffing situations known to date.

**Northbridge Public Schools
FY2025 Budget
Central Office&School Committee**

CATEGORY	FY 21 FTE	FY 21 ACTUAL BUDGET	FY 22 FTE	FY 22 ACTUAL BUDGET	FY 23 FTE	FY 23 ACTUAL BUDGET	FY 24 FTE	FY 24 ORIGINAL APPROVED BUDGET	FY 25 FTE	FY 25 OPERATIONAL BUDGET	FY 25 GRANTS	FY 25 REVOLVERS	FY 25 APPROPRIATION FROM TOWN
SALARIES													
Superintendent Salary	1.0	145,500	1.0	150,000	1.0	162,620	1.0	166,760	1.0	171,000	-	-	171,000
Superintendent Secretary Salary	1.0	44,470	1.0	42,330	1.0	26,983	1.0	46,920	1.0	48,960	-	-	48,960
Director of Business and Finance Salary	1.0	112,526	1.0	114,777	1.0	117,073	1.0	123,323	1.0	128,873	-	-	128,873
Business Office Support Staff Salary	2.0	91,247	2.0	92,118	2.0	102,059	2.0	106,000	2.0	108,120	-	-	108,120
Human Resources Salary	1.0	57,229	1.0	60,528	1.0	61,739	1.0	65,000	1.0	66,300	-	-	66,300
STIPENDS													
School Committee Capture		600		3,350		3,200		3,636		3,648	-	-	3,648
DUES/MEMBERSHIPS													
School Committee Dues		6,044		6,237		6,461		6,687		6,830	-	-	6,830
Dues/Memberships		6,488		6,717		6,882		7,907		8,058	-	-	8,058
PROFESSIONAL DEVELOPMENT													
Conferences		413		2,275		2,039		3,125		3,125	-	-	3,125
Superintendent Contracted Services		4,400		4,400		-		-		-	-	-	-
CONTRACTED SERVICES													
Negotiations-Legal Services		56,448		35,036		23,242		48,500		48,500	-	-	48,500
SUPPLIES/MATERIALS													
School Committee Supplies		97		37		190		291		291	-	-	291
Office Supplies		1,478		2,433		3,158		3,645		3,645	-	-	3,645
Printer Toner		939		1,599		1,514		2,760		2,646	-	-	2,646
COPIERS													
Copier Maintenance		136		226		199		720		950	-	-	950
Copier Lease		3,456		3,456		3,456		3,660		2,865	-	-	2,865
OTHER EXPENSES													
Travel		-		2,329		2,807		3,059		3,059	-	-	3,059
Postage		3,885		9,106		8,627		11,204		11,204	-	-	11,204
Advertising		522		171		114		875		875	-	-	875
													-
	6.0	535,876	6.0	537,125	6.0	532,362	6.0	604,072	6.0	618,949	-	-	618,949

**Northbridge Public Schools
FY2025 Budget
Central Office Salaries**

Account	School	Job Type	Subject Area	Grade	Regular/Special Ed	FTE	FY24 Salary	FTE	FY25 Salary
Superintendent Salary	ADM	Superintendent				1.0	165,760	1.0	170,000
		Life Insurance Reimbursement					1,000		1,000
Account Total						1.0	166,760	1.0	171,000
Superintendent Secretary Salary	ADM	Executive Assistant				1.0	48,000	1.0	48,960
Account Total						1.0	48,000	1.0	48,960
Director of Business and Finance Salary	ADM	Director of Business and Finance				1.0	123,323	1.0	128,873
Account Total						1.0	123,323	1.0	128,873
Business Office Support Staff Salary	ADM	Accounts Payable				1.0	50,500	1.0	51,510
Business Office Support Staff Salary	ADM	Accounts Receivable/Payroll				1.0	55,500	1.0	56,610
Account Total						2.0	106,000	2.0	108,120
Human Resources Salary	ADM	Supervisor of Admin Services				1.0	65,000	1.0	66,300
Account Total						1.0	65,000	1.0	66,300
Totals						6.0	509,083	6.0	523,253

**Northbridge Public Schools
FY2025 Budget
Athletics**

CATEGORY	FY 21 FTE	FY 21 ACTUAL BUDGET	FY 22 FTE	FY 22 ACTUAL BUDGET	FY 23 FTE	FY 23 ACTUAL BUDGET	FY 24 FTE	FY 24 ORIGINAL APPROVED BUDGET	FY 25 FTE	FY 25 OPERATIONAL BUDGET	FY 25 GRANTS	FY 25 REVOLVERS	FY 25 APPROPRIATION FROM TOWN
STIPENDS													
MS Coaching Salaries				21,431		21,431		21,540		23,262	-	23,262	-
HS Coaching Salaries		79,007		88,242		95,992		96,385		106,647	-	106,647	-
Athletic Director Salary		9,045		26,858	1.0	60,571	1.0	70,000	1.0	71,400	-	65,908	5,492
Faculty Manager		2,546		2,572		2,572		2,584		2,584	-	2,584	-
HOME GAME SERVICES													
Athletic Overtime		1,519		12,127		14,226		16,500		16,500	-	16,500	-
Officials/Refs		14,318		33,682		37,225		42,661		46,385	-	46,385	-
Security/Game Admin.		600		-		-		-		-	-	-	-
EMT/Trainer		2,435		4,293		5,569		14,525		14,525	-	14,525	-
Police Detail		800		5,280		4,263		4,950		4,620	-	4,620	-
Timers		819		1,740		852		3,285		3,075	-	3,075	-
SUPPLIES/MATERIALS													
Supplies/Technology		15,924		19,805		24,672		19,002		21,933	-	21,933	-
Equipment Repairs		-		6,473		7,477		10,000		13,750	-	13,750	-
Uniforms		17,990		5,883		8,211		9,650		10,350	-	10,350	-
Awards		428		2,871		2,645		3,000		3,000	-	3,000	-
DUES/MEMBERSHIPS													
Registration Fees		640		380		3,039		3,500		3,000	-	3,000	-
Dues/memberships		7,078		6,868		7,713		7,890		8,873	-	8,873	-
RENTALS													
Rentals		1,170		2,475		2,394		2,475		2,475	-	2,475	-
TRANSPORTATION													
Athletic Transportation		19,041		63,145		73,916		75,000		84,145	-	84,145	-
Total	-	173,359	-	304,123	1.0	372,767	1.0	402,948	1.0	436,524	-	431,032	5,492

**Northbridge Public Schools
FY2025 Budget
Athletics Salaries**

Account	School	Job Type	Subject Area	Grade	Regular/Special Ed	FTE	FY24 Salary	FTE	FY25 Salary	
Athletic Director Salary	ATH	Athletic Director				1.0	70,000	1.0	71,400	
Account Total						1.0	70,000	1.0	71,400	
						Totals	1.00	70,000	1.0	71,400

Northbridge Public Schools
FY2025 Budget
Curriculum

CATEGORY	FY 21 FTE	FY 21 ACTUAL BUDGET	FY 22 FTE	FY 22 ACTUAL BUDGET	FY 23 FTE	FY 23 ACTUAL BUDGET	FY 24 FTE	FY 24 ORIGINAL APPROVED BUDGET	FY 25 FTE	FY 25 OPERATIONAL BUDGET	FY 25 GRANTS	FY 25 REVOLVERS	FY 25 APPROPRIATION FROM TOWN
SALARIES													
Director of Curriculum Salary	1.0	100,574	1.0	102,585	1.0	104,637	1.0	109,637	1.0	114,637	-	-	114,637
Curriculum Coach	1.0	90,806	1.0	92,622	1.0	95,430	1.0	95,896	1.0	97,335	20,000	-	77,335
Teacher Advancement				-							-	-	-
STIPENDS													
Mentor/Orientation Programs		6,432		10,626		9,936		9,744		17,420	17,420	-	-
DUES/MEMBERSHIP													
Dues/Membership		4,500		4,725		4,961		5,209		6,450	-	-	6,450
Professional Development Dues/Membership		1,500		1,500		1,500		1,500		1,500	-	-	1,500
PROFESSIONAL DEVELOPMENT													
Course Reimbursement		14,330		12,754		6,044		20,081		29,805	-	-	29,805
Professional Development, Outside Provider		11,025		1,500		14,021		7,000		10,750	10,750	-	-
Professional Development, Inside Provider		1,610		5,346		4,200		6,600		1,050	1,050	-	-
Conferences		333		75		1,645		950		1,525	-	-	1,525
Professional Resources		2,700		2,479		659		2,500		2,500	-	-	2,500
SUPPLIES/MATERIALS													
Office Supplies											-	-	-
GRANT EXPENSES													
Title IIA grant expenses		20,277									-	-	-
MTRS Benefits from grant		1,800		1,800		1,800		1,800		1,800	1,800	-	-
											-	-	-
Total	2.0	255,887	2.0	236,013	2.0	244,832	2.0	260,917	2.0	284,772	51,020	-	233,752

**Northbridge Public Schools
FY2025 Budget
Curriculum Salaries**

Account	School	Job Type	Subject Area	Grade	Regular/Special Ed	FTE	FY24 Salary	FTE	FY25 Salary
Director of Curriculum Salary	CURR	Director of Curriculum				1.0	109,637	1.0	114,637
Account Total						1.0	109,637	1.0	114,637
Curriculum Coach Salary	CURR	Curriculum Coach				1.0	95,896	1.0	97,335
Account Total						1.0	95,896	1.0	97,335
Totals						2.0	205,533	2.0	211,972

**Northbridge Public Schools
FY2025 Budget
Custodial & Maintenance**

CATEGORY	FY 21 FTE	FY 21 ACTUAL BUDGET	FY 22 FTE	FY 22 ACTUAL BUDGET	FY 23 FTE	FY 23 ACTUAL BUDGET	FY 24 FTE	FY 24 ORIGINAL APPROVED BUDGET	FY 25 FTE	FY 25 OPERATIONAL BUDGET	FY 25 GRANTS	FY 25 REVOLVERS	FY 25 APPROPRIATION FROM TOWN
SALARIES													
Director of Facilities Salary	1.0	88,635	1.0	86,700	1.0	88,434	1.0	90,203	1.0	91,800	-	-	91,800
Custodial Salary	13.4	511,733	14.9	537,604	14.5	637,934	14.5	662,915	14.5	676,206	-	-	676,206
Groundskeeper Salary	2.0	101,343	2.0	104,943	2.0	117,649	2.0	119,994	2.0	121,607	-	-	121,607
Maintenance Salary	2.0	102,571	2.0	96,105	2.0	108,440	2.0	112,918	2.0	114,440	-	-	114,440
Employee Separation Costs		19,312		31,582							-	-	-
SUSBSITUTES / OVERTIME													
Custodial Summer Help		2,673		18,929		41,595		42,000		42,000	-	-	42,000
Custodial Substitutes		28,130		11,629		875		33,408			-	-	-
Custodial Overtime		6,077		11,306		13,009		23,625		19,800	-	-	19,800
Maintenance Overtime		16,654		23,556		20,433		33,048		28,275	-	-	28,275
Detail Overtime		7,149		21,364		22,125		20,213		7,700	-	7,700	-
TRAVEL													
Custodial Travel		865		29		130		433		566	-	-	566
DUES/MEBERSHIPS													
Dues/Memberships		325		434		920		1,950		1,950	-	-	1,950
UTILITIES													
Heat, All Buildings		341,011		323,590		352,969		441,613		459,522	-	200,000	259,522
Electric, All Buildings		326,622		420,498		391,408		503,855		489,523	-	200,000	289,523
Sewer Usage, All Buildings		15,042		17,101		14,337		24,850		18,603	-	-	18,603
Telephone, All Buildings		17,030		18,382		19,845		28,109		26,904	-	-	26,904
Water, All Buildings		30,795		31,677		27,381		39,931		54,909	-	-	54,909
SUPPLIES/MATERIALS													
Custodial Supplies/Expense		69,745		63,375		74,765		72,604		76,596	-	-	76,596
Grounds Expenses		23,326		26,485		24,361		28,845		34,375	-	-	34,375
Athletic Field Supplies		5,408		7,610		5,634		10,900		12,750	-	-	12,750
Maintenance Supplies/Expenses		22,603		15,633		40,171		31,100		31,100	-	-	31,100
CONTRACTED SERVICES													
Contracted Services, Repairs		111,429		100,804		138,331		161,950		167,450	-	-	167,450
Painting		-		-		-		-		-	-	-	-
Rubbish Removal, All Buildings		23,574		37,096		34,602		41,955		41,955	-	-	41,955
EQUIPMENT													
Furniture		-		2,151		396		3,000		3,000	-	-	3,000
Equipment replacement		815		4,421		469		1,900		1,900	-	-	1,900
Equipment Repairs/Maintenance		13,639		14,395		17,254		30,950		32,450	-	-	32,450
LEASE													
Lease of Real Property		28,500									-	-	-
											-	-	-
Total	18.4	1,915,005	19.9	2,027,399	19.5	2,193,467	19.5	2,562,268	19.5	2,555,380	-	407,700	2,147,680

**Northbridge Public Schools
FY2025 Budget
PK-5 Elementary School**

CATEGORY	FY 21 FTE	FY 21 ACTUAL BUDGET	FY 22 FTE	FY 22 ACTUAL BUDGET	FY 23 FTE	FY 23 ACTUAL BUDGET	FY 24 FTE	FY 24 ORIGINAL APPROVED BUDGET	FY 25 FTE	FY 25 OPERATIONAL BUDGET	FY 25 GRANTS	FY 25 REVOLVERS	FY 25 APPROPRIATION FROM TOWN
SALARIES													
Administration Salary, NES			4.0	357,759	4.0	361,385	4.0	371,870	5.0	471,171	-	-	471,171
Secretary Salary, NES			2.0	100,912	2.0	93,244	2.0	94,831	2.0	96,019	-	-	96,019
Kindergarten Teaching Salary			8.0	611,335	8.0	657,666	8.0	665,563	8.0	693,028	-	-	693,028
Grade 1 Teacher Salary			8.0	547,790	8.0	562,956	8.0	571,917	8.0	589,318	-	-	589,318
Grade 2 Teacher Salary			7.0	611,982	7.0	630,816	7.0	633,618	7.0	643,121	-	-	643,121
Grade 3 Teacher Salary			6.0	501,373	7.0	563,774	7.0	572,319	7.0	596,034	-	-	596,034
Grade 4 Teacher Salary			7.0	519,240	6.0	489,089	7.0	564,197	7.0	548,885	-	-	548,885
Grade 5 Teacher Salary			7.0	586,492	7.0	607,057	6.0	537,180	7.0	636,110	-	-	636,110
Art Teacher Salary, NES			2.0	172,945	2.0	150,054	2.0	154,810	2.0	148,546	-	125,693	22,853
Music Teacher Salary, NES			2.0	160,314	2.0	177,417	2.0	179,060	2.0	163,221	-	138,098	25,123
PE/Health Teacher Salary, NES			2.0	172,945	2.0	178,283	2.0	179,060	2.0	181,746	-	153,785	27,961
Computer Teacher Salary, NES			1.5	112,224	2.0	133,644	2.0	140,806	2.0	158,918	-	134,469	24,449
Library Salary, NES			1.0	86,473	1.0	89,142	1.0	89,530	1.0	90,873	-	76,892	13,980
Kindergarten Paraprofessional Salary			8.0	174,304	8.0	192,308	8.0	196,778	8.0	196,228	-	-	196,228
Lunch Aides, NES			2.3	32,348	1.9	28,823	1.9	41,850	1.9	40,223	-	-	40,223
Employee Separation Costs				16,921		10,925					-	-	-
STIPENDS													
Team Leaders/Head Teacher Stipends, NES				16,499		20,742		21,321		21,321	-	-	21,321
Early Intervention Team Stipends, NES				-		-		-		-	-	-	-
Extracurricular Activity Stipends, NES				7,610		9,324		9,909		8,682	-	1,650	7,032
SUBSTITUTES													
Long Term Teacher Substitutes, NES				21,644		-		39,600		19,800	-	-	19,800
Substitutes, NES				76,505		111,518		77,790		88,410	-	-	88,410
DUES/MEMBERSHIPS													
Dues/Memberships, NES				-		-		267		267	-	-	267
PROFESSIONAL DEVELOPMENT													
Conferences, NES				2,227		7,705		5,875		5,875	-	-	5,875
Travel, NES				-		36		1,902		1,950	-	-	1,950
SUPPLIES/MATERIALS													
Office Supplies, NES				1,944		169		5,045		4,607	-	-	4,607
Printer Toner, NES				1,991		3,144		2,461		3,420	-	-	3,420
Textbooks/Workbooks, NES				-		-		-		-	-	-	-
Art Supplies/Materials, NES				2,624		4,966		4,956		4,604	-	-	4,604
Music Supplies/Materials, NES				3,683		1,342		1,424		1,082	-	-	1,082
PE/Health Supplies/Materials, NES				496		755		847		520	-	-	520
Computer Education Supplies/Materials, NES				2,901		1,399		709		898	-	-	898
Instructional Supplies, NES				5,308		-		-		189	-	-	189
Pre-School Supplies				2,362		1,483		4,026		2,543	-	-	2,543
Kindergarten Supplies				3,357		1,930		2,507		1,100	-	-	1,100
Grade 1 Supplies				1,368		4,009		4,727		3,719	-	-	3,719
Grade 2 Supplies				8,145		533		2,462		590	-	-	590
Grade 3 Supplies				4,356		1,026		927		981	-	-	981
Grade 4 Supplies				3,811		927		1,909		545	-	-	545
Grade 5 Supplies				4,097		561		1,956		1,606	-	-	1,606
Specialists Supplies, NES				1,530		343		682		947	-	-	947
Library Books/Supplies, NES				2,243		4,310		4,007		3,669	-	-	3,669
Instructional Equipment, NES				-		-		-		-	-	-	-
General Supplies, NES				14,161		36,317		48,719		46,978	-	-	46,978

Northbridge Public Schools
 FY2025 Budget
 PK-5 Elementary School

CATEGORY	FY 21 FTE	FY 21 ACTUAL BUDGET	FY 22 FTE	FY 22 ACTUAL BUDGET	FY 23 FTE	FY 23 ACTUAL BUDGET	FY 24 FTE	FY 24 ORIGINAL APPROVED BUDGET	FY 25 FTE	FY 25 OPERATIONAL BUDGET	FY 25 GRANTS	FY 25 REVOLVERS	FY 25 APPROPRIATION FROM TOWN
Testing & Assessment Supplies, NES				828		1,270		1,107		1,107	-	-	1,107
COPIERS													
Copier Maintenance, NES				2,426		5,000		7,000		8,410	-	-	8,410
Copier Lease, NES				17,341		16,709		17,743		16,386	-	-	16,386
GRANT EXPENSES													
MTRS Benefits from Grant											-	-	-
													-
Total			67.8	4,974,813	67.9	5,162,096	67.9	5,263,267	69.9	5,503,645	-	630,587	4,873,058

**Northbridge Public Schools
FY2025 Budget
PK-5 Elementary Salaries**

Account	School	Job Type	Subject Area	Grade	Regular/Special Ed	FTE	FY24 Salary	FTE	FY25 Salary
Administrative Salaries	NES	Principal		PK-5		1.0	108,000	1.0	110,160
Administrative Salaries	NES	Principal		PK-5		1.0	110,616	1.0	112,828
Administrative Salaries	NES	Assistant Principal		PK-5		1.0	92,121	1.0	93,963
Administrative Salaries	NES	Assistant Principal		PK-5				1.0	88,000
Administrative Salaries	NES	Dean of Students		PK-5		1.0	64,921	1.0	66,219
Account Total						4.0	375,658	5.0	471,171
Secretary Salary	NES	Secretary		PK-5		1.0	41,188	1.0	43,068
Secretary Salary	NES	Secretary		PK-5		1.0	52,749	1.0	52,952
Account Total						2.0	93,936	2.0	96,019
Kindergarten Teaching Salaries	NES	Teacher		K	Regular Ed	1.0	57,380	1.0	63,338
Kindergarten Teaching Salaries	NES	Teacher		K	Regular Ed	1.0	76,451	1.0	89,982
Kindergarten Teaching Salaries	NES	Teacher		K	Regular Ed	1.0	89,530	1.0	90,873
Kindergarten Teaching Salaries	NES	Teacher		K	Regular Ed	1.0	89,530	1.0	90,873
Kindergarten Teaching Salaries	NES	Teacher		K	Regular Ed	1.0	88,170	1.0	89,493
Kindergarten Teaching Salaries	NES	Teacher		K	Regular Ed	1.0	86,802	1.0	88,104
Kindergarten Teaching Salaries	NES	Teacher		K	Regular Ed	1.0	89,530	1.0	90,873
Kindergarten Teaching Salaries	NES	Teacher		K	Regular Ed	1.0	88,170	1.0	89,493
Account Total						8.0	665,563	8.0	693,028
Grade 1 Teaching Salaries	NES	Teacher		1	Regular Ed	1.0	89,530	1.0	90,873
Grade 1 Teaching Salaries	NES	Teacher		1	Regular Ed	1.0	86,802	1.0	88,104
Grade 1 Teaching Salaries	NES	Teacher		1	Regular Ed	1.0	67,917	1.0	71,099
Grade 1 Teaching Salaries	NES	Teacher		1	Regular Ed	1.0	67,917	1.0	71,099
Grade 1 Teaching Salaries	NES	Teacher		1	Regular Ed	1.0	56,821	1.0	58,241
Grade 1 Teaching Salaries	NES	Teacher		1	Regular Ed	1.0	46,855	1.0	57,072
Grade 1 Teaching Salaries	NES	Teacher		1	Regular Ed	1.0	57,380	1.0	63,338
Grade 1 Teaching Salaries	NES	Teacher		1	Regular Ed	1.0	88,170	1.0	89,493
Account Total						8.0	561,392	8.0	589,318
Grade 2 Teachers Salary	NES	Teacher		2	Regular Ed.	1.0	88,170	1.0	89,493
Grade 2 Teachers Salary	NES	Teacher		2	Regular Ed.	1.0	92,286	1.0	93,670
Grade 2 Teachers Salary	NES	Teacher		2	Regular Ed.	1.0	89,530	1.0	90,873
Grade 2 Teachers Salary	NES	Teacher		2	Regular Ed.	1.0	89,530	1.0	90,873
Grade 2 Teachers Salary	NES	Teacher		2	Regular Ed.	1.0	92,286	1.0	93,670
Grade 2 Teachers Salary	NES	Teacher		2	Regular Ed.	1.0	92,286	1.0	93,670
Grade 2 Teachers Salary	NES	Teacher		2	Regular Ed.	1.0	89,530	1.0	90,873
Account Total						7.0	633,618	7.0	643,121
Grade 3 Teachers Salary	NES	Teacher		3	Regular Ed.	1.0	89,530	1.0	90,873
Grade 3 Teachers Salary	NES	Teacher		3	Regular Ed.	1.0	89,530	1.0	90,873
Grade 3 Teachers Salary	NES	Teacher		3	Regular Ed.	1.0	95,896	1.0	97,335

**Northbridge Public Schools
FY2025 Budget
PK-5 Elementary Salaries**

Account	School	Job Type	Subject Area	Grade	Regular/Special Ed	FTE	FY24 Salary	FTE	FY25 Salary
Grade 3 Teachers Salary	NES	Teacher		3	Regular Ed.	1.0	62,921	1.0	69,632
Grade 3 Teachers Salary	NES	Teacher		3	Regular Ed.	1.0	86,802	1.0	88,104
Grade 3 Teachers Salary	NES	Teacher		3	Regular Ed.	1.0	66,610	1.0	69,725
Grade 3 Teachers Salary	NES	Teacher		3	Regular Ed.	1.0	88,170	1.0	89,493
Account Total						7.0	579,459	7.0	596,034
Grade 4 Teachers Salary	NES	Teacher		4	Regular Ed.	1.0	89,530	1.0	90,873
Grade 4 Teachers Salary	NES	Teacher		4	Regular Ed.	1.0	50,098	1.0	52,616
Grade 4 Teachers Salary	NES	Teacher		4	Regular Ed.	1.0	76,451	1.0	89,982
Grade 4 Teachers Salary	NES	Teacher		4	Regular Ed.	1.0	70,049	1.0	73,472
Grade 4 Teachers Salary	NES	Teacher		4	Regular Ed.	1.0	72,387	1.0	77,598
Grade 4 Teachers Salary	NES	Teacher		4	Regular Ed.	1.0	89,530	1.0	90,873
Grade 4 Teachers Salary	NES	Teacher		4	Regular Ed.	1.0	70,049	1.0	73,472
Account Total						7.0	518,093	7.0	548,885
Grade 5 Teachers Salary	NES	Teacher		5	Regular Ed.	1.0	89,530	1.0	90,873
Grade 5 Teachers Salary	NES	Teacher		5	Regular Ed.			1.0	90,873
Grade 5 Teachers Salary	NES	Teacher		5	Regular Ed.	1.0	89,530	1.0	90,873
Grade 5 Teachers Salary	NES	Teacher		5	Regular Ed.	1.0	89,530	1.0	90,873
Grade 5 Teachers Salary	NES	Teacher		5	Regular Ed.	1.0	89,530	1.0	90,873
Grade 5 Teachers Salary	NES	Teacher		5	Regular Ed.	1.0	89,530	1.0	90,873
Account Total						6.0	537,180	7.0	636,110
Art Teacher Salary	NES	Art Teacher	Art	K-5		1.0	56,229	1.0	57,673
Art Teacher Salary	NES	Art Teacher	Art	K-5		1.0	89,530	1.0	90,873
Account Total						2.0	145,759	2.0	148,546
Music Teacher Salary	NES	Music Teacher	Music	K-5		1.0	89,761	1.0	91,596
Music Teacher Salary	NES	Music Teacher	Music	K-5		1.0	68,603	1.0	71,625
Account Total						2.0	158,364	2.0	163,221
PE/Health Teacher Salary	NES	PE Teacher	Physical Education	K-5		1.0	89,530	1.0	90,873
PE/Health Teacher Salary	NES	PE Teacher	Physical Education	K-5		1.0	89,530	1.0	90,873
Account Total						2.0	179,060	2.0	181,746
Technology Teacher Salary	NES	Computer Teacher	Technology	K-5		1.0	64,355	1.0	68,936
Technology Teacher Salary	NES	Computer Teacher	Technology	K-5		1.0	76,451	1.0	89,982
Account Total						2.0	140,806	2.0	158,918
Library Salary	NES	Library Teacher	Library/Media Specialist	K-5		1.0	89,530	1.0	90,873
Account Total						1.0	89,530	1.0	90,873

**Northbridge Public Schools
FY2025 Budget
PK-5 Elementary Salaries**

Account	School	Job Type	Subject Area	Grade	Regular/Special Ed	FTE	FY24 Salary	FTE	FY25 Salary
Kindergarten Instructional Assistant	NES	Instructional Assistant		K		1.0	25,881	1.0	26,240
Kindergarten Instructional Assistant	NES	Instructional Assistant		K		1.0	21,564	1.0	22,365
Kindergarten Instructional Assistant	NES	Instructional Assistant		K		1.0	26,790	1.0	27,735
Kindergarten Instructional Assistant	NES	Instructional Assistant		K		1.0	24,087	1.0	24,446
Kindergarten Instructional Assistant	NES	Instructional Assistant		K		1.0	25,965	1.0	26,563
Kindergarten Instructional Assistant	NES	Instructional Assistant		K		1.0	23,059	1.0	23,860
Kindergarten Instructional Assistant	NES	Instructional Assistant		K		1.0	19,770	1.0	20,571
Kindergarten Instructional Assistant	NES	Instructional Assistant		K		1.0	23,501	1.0	24,446
Account Total						8.0	190,618	8.0	196,228
Lunch Aides	NES	Lunch Aide		K-5		0.3	6,750	0.3	6,488
Lunch Aides	NES	Lunch Aide		K-5		0.3	6,750	0.3	6,488
Lunch Aides	NES	Lunch Aide		K-5		0.3	6,750	0.3	6,488
Lunch Aides	NES	Lunch Aide		K-5		0.3	6,750	0.3	6,488
Lunch Aides	NES	Lunch Aide		K-5		0.3	7,425	0.3	7,136
Lunch Aides	NES	Lunch Aide		K-5		0.3	7,425	0.3	7,136
Account Total						1.9	41,850	1.9	40,223
					Totals	67.9	4,910,887	69.9	5,253,439

**Northbridge Public Schools
FY2025 Budget
High School**

CATEGORY	FY 21 FTE	FY 21 ACTUAL BUDGET	FY 22 FTE	FY 22 ACTUAL BUDGET	FY 23 FTE	FY 23 ACTUAL BUDGET	FY 24 FTE	FY 24 ORIGINAL APPROVED BUDGET	FY 25 FTE	FY 25 OPERATIONAL BUDGET	FY 25 GRANTS	FY 25 REVOLVERS	FY 25 APPROPRIATION FROM TOWN
SALARIES													
Administration Salary, HS	3.0	289,459	3.0	295,115	3.0	308,742	3.0	311,328	3.0	309,722	-	-	309,722
Secretary Salary, HS	1.8	70,418	1.8	80,352	1.8	84,893	1.8	84,422	1.8	83,184	-	-	83,184
Art Teacher Salary, HS	2.0	143,867	2.0	148,631	2.0	156,938	2.0	159,579	2.0	164,345	-	151,703	12,642
Music Teacher salary, HS	1.0	49,086	1.0	52,356	1.0	60,340	1.0	63,051	1.0	55,621	-	51,342	4,279
PE/Health Teachers Salary, HS	2.0	169,554	2.0	158,789	2.0	138,620	2.0	141,368	2.0	145,893	-	134,670	11,223
Computer Teachers Salary, HS	2.0	159,781	2.0	159,482	1.0	89,142	1.0	89,530	-	-	-	-	-
Wood/Engineering Teacher Salary, HS	1.0	87,387	1.0	78,249	1.0	-	1.0	88,652	2.0	181,746	-	167,765	13,980
Family/Consumer Science Teacher Salary, HS	-	-	-	-	-	-	-	-	-	-	-	-	-
English Teacher Salary, HS	8.0	519,905	8.0	596,736	8.0	613,920	8.0	643,205	7.0	580,582	-	-	580,582
Math Teacher Salary, HS	6.0	492,103	6.0	520,317	6.0	549,281	6.0	552,668	6.0	532,609	-	-	532,609
Science Teachers Salary, HS	6.0	507,760	6.0	515,144	6.0	491,142	6.0	521,079	5.0	368,675	-	-	368,675
Social Studies Teacher Salary, HS	6.0	447,468	6.0	461,966	6.0	480,501	6.0	521,068	5.0	446,171	-	-	446,171
World Language Teachers Salary, HS	5.0	362,952	4.0	321,472	4.0	354,063	4.0	360,386	4.0	349,860	-	69,675	280,185
Business Teacher Salary, HS	1.0	90,806	1.0	52,928	1.0	58,981	1.0	61,675	1.0	66,259	-	-	66,259
Vocational Coordinator, HS	1.0	47,889	-	-	-	-	-	-	-	-	-	-	-
Library Salary, HS	1.0	85,757	0.5	13,140	1.0	18,720	1.0	19,094	1.0	19,481	-	-	19,481
In School Suspension Supervisor Salary, HS	-	-	-	-	-	-	-	-	-	-	-	-	-
Lunch Aides, HS	-	-	-	-	-	-	-	-	-	-	-	-	-
Employee Separation Costs				12,121		-		-		-	-	-	-
STIPENDS													
Academy Coordinator, HS		1,930		1,212		1,212		812		1,224	-	-	1,224
Department Heads, HS		44,357		44,576		44,576		44,800		44,800	-	-	44,800
Online Learning Coordinator Stipends, HS		4,263		4,284		4,284		4,306		4,306	-	-	4,306
Extracurricular Activity Stipends, HS		30,811		39,702		41,686		42,816		49,081	-	5,000	44,081
SUBSTITUTES													
Long Term Teacher Substitute, HS		32,658		5,840		14,600		19,800		9,900	-	-	9,900
Substitutes, HS		27,494		55,548		57,655		47,470		56,365	-	-	56,365
DUES/MEMBERSHIPS													
Dues/Memberships, HS		9,464		5,919		9,279		9,918		10,298	-	-	10,298
Accreditation, HS				-		-		-		-	-	-	-
PROFESSIONAL DEVELOPMENT													
Conferences, HS		394		1,170		2,709		4,238		4,444	-	-	4,444
Travel, HS		-		831		1,285		2,079		2,128	-	-	2,128
OTHER INSTRUCTIONAL SERVICES													
Online Learning, HS		12,850		12,910		23,195		23,450		15,450	-	-	15,450
BV Excel								10,000		5,000	-	5,000	-
Credit Recovery		2,853		-		2,127		3,080		3,080	-	-	3,080
Graduation		13,788		11,141		13,739		15,769		16,128	-	-	16,128
Academic Field Trips, HS		1,355		5,740		4,877		5,300		5,300	-	-	5,300
AP Saturday School		1,940		2,292		2,359		3,625		2,975	-	2,975	-
SUPPLIES													
Office Supplies, HS		2,726		3,203		4,737		7,555		6,939	-	-	6,939
Printer Toner, HS		3,496		4,989		5,807		6,711		6,452	-	-	6,452
Textbooks/Workbooks, HS		4,048		4,542		2,711		4,955		3,055	-	-	3,055
Art Supplies/Materials, HS		3,276		4,654		6,986		6,704		5,679	-	-	5,679
Music Supplies/Materials, HS		2,874		2,085		2,630		2,675		2,525	-	-	2,525
Physical Education/Health Supplies/Materials, HS		1,905		3,350		2,305		2,623		2,086	-	-	2,086
Computer Education Supplies/Materials, HS		2,424		1,777		1,365		1,380		1,572	-	-	1,572
Instructional Supplies, HS		-		-		-		-		-	-	-	-

**Northbridge Public Schools
FY2025 Budget
High School**

CATEGORY	FY 21 FTE	FY 21 ACTUAL BUDGET	FY 22 FTE	FY 22 ACTUAL BUDGET	FY 23 FTE	FY 23 ACTUAL BUDGET	FY 24 FTE	FY 24 ORIGINAL APPROVED BUDGET	FY 25 FTE	FY 25 OPERATIONAL BUDGET	FY 25 GRANTS	FY 25 REVOLVERS	FY 25 APPROPRIATION FROM TOWN
Career Academy Supplies, HS		229		128		-		-		-	-	-	-
Photography Supplies, HS		-		671		794		919		-	-	-	-
Broadcast Supplies, HS		-		-		4,614		3,831		3,503			3,503
Wood/Vocational Skills Supplies, HS										950			950
Math Supplies, HS		2,656		1,177		1,228		2,457		2,448	-	-	2,448
Science Supplies, HS		13,074		19,642		16,497		18,176		16,782	-	-	16,782
Social Studies Supplies, HS		1,193		-		38		-		32	-	-	32
World Language Supplies, HS		527		-		678		200		490	-	-	490
English Supplies, HS		40		40		40		-		-	-	-	-
Library Books/Supplies, HS		-		-		982		1,000		1,000	-	-	1,000
Instructional Equipment, HS		-		-		4,345		2,416		3,686	-	-	3,686
General Supplies, HS		3,865		10,392		10,469		14,000		13,500	-	-	13,500
COPIERS				-									
Copier Maintenance, HS		585		1,522		1,619		2,108		2,168	-	-	2,168
Copier Lease, HS		6,415		7,368		7,368		7,560		7,560	-	-	7,560
Total	46.8	3,757,678	44.3	3,723,500	43.8	3,704,077	43.8	3,939,837	40.8	3,615,051	-	588,131	3,026,920

**Northbridge Public Schools
FY2025 Budget
HS Salaries**

Account	School	Job Type	Subject Area	Grade	Regular/ Special Ed	FTE	FY24 Salary	FTE	FY25 Salary
Administrative Salaries	NHS	Principal	Administration			1.0	123,000	1.0	125,460
Administrative Salaries	NHS	Asst. Principal	Administration			1.0	107,120	1.0	109,262
Administrative Salaries	NHS	Dean/Voc	Dean of Students / Vocational Coordinator			1.0	74,668	1.0	75,000
Account Total						3.0	304,788	3.0	309,722
Secretaries Salary	NHS	Secretary	Secretary			1.0	51,688	1.0	51,887
Secretaries Salary	NHS	Secretary	Secretary			0.8	29,426	0.8	31,297
Account Total						1.8	81,114	1.8	83,184
Business Teachers Salaries	NHS	Teacher	Business/Computer Technology		Regular Ed.	1.0	61,675	1.0	66,259
Account Total						1.0	61,675	1.0	66,259
English Teachers Salaries	NHS	Teacher	English		Regular Ed.	1.0	89,530	1.0	90,873
English Teachers Salaries	NHS	Teacher	English		Regular Ed.	1.0	89,530	1.0	90,873
English Teachers Salaries	NHS	Teacher	English/Broadcast		Regular Ed.	1.0	54,207	1.0	55,621
English Teachers Salaries	NHS	Teacher	English		Regular Ed.	1.0	56,229	1.0	57,673
English Teachers Salaries	NHS	Teacher	English		Regular Ed.	1.0	95,896	1.0	97,335
English Teachers Salaries	NHS	Teacher	English		Regular Ed.	1.0	95,896	1.0	97,335
English Teachers Salaries	NHS	Teacher	English		Regular Ed.	1.0	89,530	1.0	90,873
English Teachers Salaries	NHS	Teacher	English		Regular Ed.	1.0	72,387		
Account Total						8.0	643,205	7.0	580,582
Math Teachers Salaries	NHS	Teacher	Math		Regular Ed.	1.0	95,896	1.0	97,335
Math Teachers Salaries	NHS	Teacher	Math		Regular Ed.	1.0	62,402	1.0	65,321
Math Teachers Salaries	NHS	Teacher	Math		Regular Ed.	1.0	89,530	1.0	90,873
Math Teachers Salaries	NHS	Teacher	Math		Regular Ed.	1.0	89,530	1.0	90,873
Math Teachers Salaries	NHS	Teacher	Math		Regular Ed.	1.0	95,896	1.0	97,335
Math Teachers Salaries	NHS	Teacher	Math		Regular Ed.	1.0	89,530	1.0	90,873
Account Total						6.0	522,784	6.0	532,609
Science Teachers Salaries	NHS	Teacher	Science		Regular Ed.	1.0	64,355	1.0	68,936
Science Teachers Salaries	NHS	Teacher	Science		Regular Ed.	1.0	82,674	1.0	96,381
Science Teachers Salaries	NHS	Teacher	Science		Regular Ed.	1.0	92,286	1.0	93,670
Science Teachers Salaries	NHS	Teacher	Science		Regular Ed.	1.0	50,098	1.0	52,616
Science Teachers Salaries	NHS	Teacher	Science		Regular Ed.	1.0	52,569	1.0	57,072
Science Teachers Salaries	NHS	Teacher	Science		Regular Ed.	1.0	88,652		
Account Total						6.0	430,634	5.0	368,675
Social Studies Teachers Salaries	NHS	Teacher	Social Studies		Regular Ed.	1.0	87,306	1.0	89,493
Social Studies Teachers Salaries	NHS	Teacher	Social Studies		Regular Ed.	1.0	72,387	1.0	77,598
Social Studies Teachers Salaries	NHS	Teacher	Social Studies		Regular Ed.	1.0	88,652	1.0	90,873
Social Studies Teachers Salaries	NHS	Teacher	Social Studies		Regular Ed.	1.0	89,530	1.0	90,873
Social Studies Teachers Salaries	NHS	Teacher	Social Studies		Regular Ed.	1.0	95,896	1.0	97,335
Social Studies Teachers Salaries	NHS	Teacher	Social Studies		Regular Ed.	1.0	88,652		

**Northbridge Public Schools
FY2025 Budget
HS Salaries**

Account	School	Job Type	Subject Area	Grade	Regular/ Special Ed	FTE	FY24 Salary	FTE	FY25 Salary
Account Total						6.0	522,423	5.0	446,171
Wood/Engineering Teachers Salaries	NHS	Teacher	Technology Engineering		Regular Ed.	1.0	88,652	1.0	90,873
Wood/Engineering Teachers Salaries	NHS	Teacher	Wood/Vocational Skills		Regular Ed.			1.0	90,873
Account Total						1.0	88,652	2.0	181,746
World Langaue Teacher Salaries	NHS	Teacher	World Language		Regular Ed.	1.0	44,741	1.0	68,936
World Langaue Teacher Salaries	NHS	Teacher	World Language		Regular Ed.	1.0	92,286	1.0	93,670
World Langaue Teacher Salaries	NHS	Teacher	World Language		Regular Ed.	1.0	82,674	1.0	96,381
World Langaue Teacher Salaries	NHS	Teacher	World Language		Regular Ed.	1.0	89,530	1.0	90,873
Account Total						4.0	309,231	4.0	349,860
Art Teachers Salaries	NHS	Teacher	Art		Regular Ed.	1.0	70,049	1.0	73,472
Art Teachers Salaries	NHS	Teacher	Art		Regular Ed.	1.0	89,530	1.0	90,873
Account Total						2.0	159,579	2.0	164,345
Music Teacher Salaries	NHS	Teacher	Music		Regular Ed.	1.0	54,207	1.0	55,621
Account Total						1.0	54,207	1.0	55,621
PE/Health Teacher Salaries	NHS	Teacher	Health and Wellness		Regular Ed.	1.0	51,838	1.0	55,020
PE/Health Teacher Salaries	NHS	Teacher	Health and Wellness		Regular Ed.	1.0	89,530	1.0	90,873
Account Total						2.0	141,368	2.0	145,893
Computer Teachers Salaries	NHS	Teacher	Computer Technology		Regular Ed.	1.0	89,530		
Account Total						1.0	89,530	0.0	-
Library Salaries	NHS	Clerk	Library Clerk			1.0	19,094	1.0	19,481
Account Total						1.0	19,094	1.0	19,481
					Totals	43.8	3,428,284	40.8	3,304,147

**Northbridge Public Schools
FY2025 Budget
Middle School**

CATEGORY	FY 21 FTE	FY 21 ACTUAL BUDGET	FY 22 FTE	FY 22 ACTUAL BUDGET	FY 23 FTE	FY 23 ACTUAL BUDGET	FY 24 FTE	FY 24 ORIGINAL APPROVED BUDGET	FY 25 FTE	FY 25 OPERATIONAL BUDGET	FY 25 GRANTS	FY 25 REVOLVERS	FY 25 APPROPRIATION FROM TOWN
SALARIES													
Administration Salary, MS	3.0	271,193	3.0	266,058	3.0	271,379	3.0	276,807	3.0	289,717	-	-	289,717
Secretary Salary, MS	1.8	85,143	1.8	79,972	1.8	83,016	1.8	85,163	1.8	86,422	-	-	86,422
Art Teacher Salary, MS	1.0	84,777	1.0	86,473	1.0	89,142	1.0	89,530	1.0	52,616	-	44,521	8,095
Music Teacher Salary, MS	2.0	102,940	1.5	90,435	2.0	125,909	2.0	132,272	2.0	140,035	-	118,491	21,544
PE/Health Teachers Salary, MS	3.0	222,767	2.0	146,502	2.0	153,495	2.0	157,566	2.0	162,799	-	137,747	25,052
Computer Teachers Salary, MS	1.0	84,777	1.0	86,473	1.0	89,142	1.0	89,530	1.0	90,873	-	76,892	13,980
Technology/Engineering Teacher Salary, MS	1.0	67,132	1.0	72,549	1.0	86,946	1.0	88,170	1.0	89,493	-	75,725	13,768
English Teacher Salary, MS	8.0	611,557	6.0	478,830	6.0	374,277	6.0	485,550	5.0	340,675	-	-	340,675
Math Teacher Salary, MS	7.0	546,341	6.0	483,143	6.0	404,703	6.0	476,515	5.0	421,690	-	-	421,690
Science Teacher Salary, MS	8.0	675,642	6.0	505,401	6.0	501,256	6.0	534,460	5.0	452,984	-	-	452,984
Social Studies Teacher Salary, MS	8.0	615,441	6.0	451,399	6.0	447,296	6.0	462,008	5.0	440,794	-	-	440,794
World Language Teachers Salary, MS	1.0	-	1.0	92,622	1.0	74,585	1.0	95,896	-	-	-	-	-
ELA Tutor Salary, MS													
Math Tutor Salary, MS													
Reading Specialist Salary, MS	-	-	1.0	86,473	-	-	-	-	-	-	-	-	-
In School Suspension Supervisor Salary, MS													
Library Salary, MS													
Lunch Aides, MS	0.3	6,223	0.3	7,857	0.3	5,809	0.3	6,750	0.3	6,488	-	-	6,488
Employee Separation Cost		8,168		-		17,300					-	-	-
STIPENDS													
Department Heads/Team Leaders, MS		33,268		31,397		27,860		28,000		28,000	-	-	28,000
Academy Coordinator, MS		1,173		-		-					-	-	-
Extracurricular Activity Stipends, MS		8,850		9,962		15,533		16,476		16,686	-	5,500	11,186
SUBSTITUTES													
Long Term Teacher Substitutes, MS		6,450		35,303		15,108		19,800		9,900	-	-	9,900
Substitutes, MS		25,654		36,402		55,030		43,215		55,100	-	-	55,100
DUES/MEMBERSHIPS													
Dues/Memberships, MS		600		1,524		1,969		2,650		2,828	-	-	2,828
PROFESSIONAL DEVELOPMENT													
Conferences, MS		558		75		1,595		3,825		3,894	-	-	3,894
Travel, MS		-		-		-		1,746		1,800	-	-	1,800
OTHER INSTRUCTIONAL SERVICES													
SCIP - Summer Careers Investigation Program				-		-					-	-	-
Online Learning (Credit Recovery)								875		875	-	-	875
Summer School		5,040		-		-		-		-	-	-	-
SUPPLIES/MATERIALS													
Office Supplies, MS		1,101		2,232		3,489		1,608		1,657	-	-	1,657
Printer Toner, MS		986		1,698		1,935		3,188		3,069	-	-	3,069
Textbooks/Workbooks, MS		-		-		-		-		-	-	-	-
Art Supplies/Materials, MS		-		1,138		1,720		2,008		1,991	-	-	1,991
Music Supplies/Materials, MS		179		735		907		3,062		3,048	-	-	3,048
PE/Health Supplies/Materials, MS		-		1,558		1,698		1,547		1,355	-	-	1,355
Computer Education Supplies/Materials, MS		999		593		654		966		1,071	-	-	1,071
Instructional Supplies, MS		-		-		-		-		-	-	-	-
Language Arts Supplies, MS		-		500		3,143		3,635		5,368	-	-	5,368
Mathematics Supplies, MS		-		343		142		1,950		1,544	-	-	1,544
Science Supplies, MS		6,016		2,581		3,899		2,125		2,570	-	-	2,570
Social Studies Supplies, MS		-		1,666		2,157		1,822		-	-	-	-

**Northbridge Public Schools
FY2025 Budget
Middle School**

CATEGORY	FY 21 FTE	FY 21 ACTUAL BUDGET	FY 22 FTE	FY 22 ACTUAL BUDGET	FY 23 FTE	FY 23 ACTUAL BUDGET	FY 24 FTE	FY 24 ORIGINAL APPROVED BUDGET	FY 25 FTE	FY 25 OPERATIONAL BUDGET	FY 25 GRANTS	FY 25 REVOLVERS	FY 25 APPROPRIATION FROM TOWN
World Language Supplies, MS						514		591			-	-	-
STEM Engineering Supplies, MS		-		414		799		615		953	-	-	953
Library Books/Supplies, MS		-		-		-					-	-	-
Instructional Equipment, MS											-	-	-
General Supplies, MS		8,169		12,039		17,745		21,242		16,881	-	-	16,881
COPIERS				-		-							
Copier Maintenance, MS		1,620		1,673		2,977		4,980		5,420	-	-	5,420
Copier Lease, MS		11,969		11,413		11,774		11,930		11,288	-	-	11,288
GRANT EXPENSES													
MTRS benefits											-		-
TOTALS	45.1	3,494,731	37.6	3,087,430	37.1	2,894,900	37.1	3,158,073	32.1	2,749,884	-	458,876	2,291,008

**Northbridge Public Schools
FY2025 Budget
MS Salaries**

Account	School	Job Type	Subject Area	Grade	Regular/ Special Ed	FTE	FY24 Salary	FTE	FY25 Salary
Administrative Salaries	NMS	Principal		6-8		1.0	108,000	1.0	110,160
Administrative Salaries	NMS	Dean of Students		6-8		1.0	73,036	1.0	74,497
Administrative Salaries	NMS	Assistant Principal		6-8		1.0	103,000	1.0	105,060
Account Total						3.0	284,036	3.0	289,717
Secretaries Salaries	NMS	Secretary		6-8		0.8	38,567	0.8	38,567
Secretaries Salaries	NMS	Secretary		6-8		1.0	46,596	1.0	47,854
Account Total						1.8	85,163	1.8	86,422
English Teachers Salaries	NMS	Teacher	ELA/Social Studies	6	Regular Ed	1.0	89,530	1.0	90,873
English Teachers Salaries	NMS	Teacher	Language Arts	8	Regular Ed	1.0	70,049	1.0	73,472
English Teachers Salaries	NMS	Teacher	Language Arts	7	Regular Ed	1.0	50,098	1.0	52,616
English Teachers Salaries	NMS	Teacher	Language Arts	8	Regular Ed	1.0	67,917	1.0	71,099
English Teachers Salaries	NMS	Teacher	Language Arts	7	Regular Ed	1.0	50,098	1.0	52,616
English Teachers Salaries	NMS	Teacher	Language Arts		Regular Ed	1.0	52,569		
Account Total						6.0	380,260	5.0	340,675
Math Teachers Salaries	NMS	Teacher	Math/Science	6	Regular Ed	1.0	56,016	1.0	89,982
Math Teachers Salaries	NMS	Teacher	Math	7	Regular Ed	1.0	56,229	1.0	57,673
Math Teachers Salaries	NMS	Teacher	Math	7	Regular Ed	1.0	89,530	1.0	90,873
Math Teachers Salaries	NMS	Teacher	Math	8	Regular Ed	1.0	92,286	1.0	93,670
Math Teachers Salaries	NMS	Teacher	Math	8	Regular Ed	1.0	88,170	1.0	89,493
Math Teachers Salaries	NMS	Teacher	Math		Regular Ed	1.0	89,530		
Account Total						6.0	471,760	5.0	421,690
Science Teachers	NMS	Teacher	Math/Science	6	Regular Ed	1.0	89,530	1.0	90,873
Science Teachers	NMS	Teacher	Math/Science	6	Regular Ed	1.0	88,170	1.0	90,873
Science Teachers	NMS	Teacher	Science	7	Regular Ed	1.0	89,530	1.0	90,873
Science Teachers	NMS	Teacher	Science	8	Regular Ed	1.0	89,530	1.0	90,873
Science Teachers	NMS	Teacher	Science	7/8	Regular Ed	1.0	88,170	1.0	89,493
Science Teachers	NMS	Teacher	Science		Regular Ed	1.0	64,355		
Account Total						6.0	509,285	5.0	452,984
Social Studies Teachers	NMS	Teacher	ELA/Social Studies	6	Regular Ed	1.0	92,286	1.0	93,670
Social Studies Teachers	NMS	Teacher	ELA/Social Studies	6	Regular Ed	1.0	65,073	1.0	68,044
Social Studies Teachers	NMS	Teacher	Social Studies	7	Regular Ed	1.0	89,530	1.0	90,873
Social Studies Teachers	NMS	Teacher	Social Studies	8	Regular Ed	1.0	95,896	1.0	97,335
Social Studies Teachers	NMS	Teacher	Social Studies	7/8	Regular Ed	1.0	62,402	1.0	90,873
Social Studies Teachers	NMS	Teacher	Social Studies		Regular Ed	1.0	62,402		
Account Total						6.0	467,589	5.0	440,794
Art Teachers Salaries	NMS	Teacher	Art	6-8	Regular Ed	1.0	50,098	1.0	52,616
Account Total						1.0	50,098	1.0	52,616
Music Teachers Salaries	NMS	Teacher	Music	6-8	Regular Ed	1.0	67,917	1.0	71,099
Music Teachers Salaries	NMS	Teacher	Music	6-8	Regular Ed.	1.0	64,355	1.0	68,936

**Northbridge Public Schools
FY2025 Budget
MS Salaries**

Account	School	Job Type	Subject Area	Grade	Regular/ Special Ed	FTE	FY24 Salary	FTE	FY25 Salary
Account Total						2.0	132,272	2.0	140,035
PE/Health Teachers Salaries	NMS	Teacher	PE	6-8	Regular Ed	1.0	65,280	1.0	68,368
PE/Health Teachers Salaries	NMS	Teacher	PE	6-8	Regular Ed	1.0	92,563	1.0	94,431
Account Total						2.0	157,843	2.0	162,799
World Language Teachers Salary, MS	NMS	Teacher	World Language Teacher	8	Regular Ed	1.0	39,623		
Account Total						1.0	39,623	-	-
Computer Teachers Salaries	NMS	Teacher	Technology Integration	6-8	Regular Ed	1.0	89,530	1.0	90,873
Account Total						1.0	89,530	1.0	90,873
Pre-Engineering Teacher Salaries	NMS	Teacher	Pre-Engineering	6-8	Regular Ed	1.0	88,170	1.0	89,493
Account Total						1.0	88,170	1.0	89,493
Lunch Aides	NMS	Lunch Aide		6-8	Lunch Aide	0.3	6,750	0.3	6,488
Account Total						0.3	6,750	0.3	6,488
					Totals:	37.1	2,762,379	32.1	2,574,585

**Northbridge Public Schools
FY2025 Budget
Special Education**

CATEGORY	FY 21 FTE	FY 21 ACTUAL BUDGET	FY 22 FTE	FY 22 ACTUAL BUDGET	FY 23 FTE	FY 23 ACTUAL BUDGET	FY 24 FTE	FY 24 ORIGINAL APPROVED BUDGET	FY 25 FTE	FY 25 OPERATIONAL BUDGET	FY 25 GRANTS	FY 25 REVOLVERS	FY 25 APPROPRIATION FROM TOWN
SALARIES													
Director of Pupil Personnel Services Salary	1.0	99,907	1.0	101,905	1.0	103,943	1.0	108,943	1.0	132,723	-	-	132,723
Secretary Salary	1.7	85,199	1.7	86,462	1.7	88,754	1.7	92,971	1.7	79,198	-	-	79,198
Early Childhood Coordinator	1.0	89,760	1.0	91,555	1.0	93,386	1.0	98,386	1.0	100,354	-	-	100,354
Elementary Special Education Coordinator							1.0	92,000	1.0	94,860	-	-	94,860
Team Chair Salary, NES	-	-	1.0	87,923	1.0	90,720	-	-	-	-	-	-	-
Team Chair Salary, Balmer	1.0	93,092											
Team Chair Salary, MS	1.0	86,232	1.0	88,770	1.0	90,720	1.0	91,839	1.0	93,194	-	-	93,194
Team Chair Salary, HS	1.0	93,092	1.0	94,920	1.0	97,727	1.0	98,205	1.0	99,656	-	-	99,656
Special Education Teacher Salary, NES	10.0	710,735	24.0	1,804,876	25.0	1,931,670	25.0	2,037,734	25.0	2,081,510	-	368,998	1,712,512
Special Education Teacher Salary, Balmer	9.0	641,805											
Special Education Teacher Salary, MS	9.0	677,648	7.0	449,614	7.0	479,894	7.0	568,682	7.0	553,020	-	-	553,020
Special Education Teacher Salary, HS	7.0	455,698	8.0	525,586	8.0	424,725	8.0	598,354	8.0	546,089	-	-	546,089
BCBA Salary, District	2.0	41,404	2.0	94,462	2.0	93,619	2.0	120,442	2.0	168,030	-	-	168,030
Occupational Therapist, NES	0.5	26,423	1.2	59,071	1.4	106,108	1.4	108,139	1.2	82,818	-	12,335	70,483
Occupational Therapist, Balmer	0.5	26,423											
Occupational Therapist, MS	0.5	26,423	0.7	35,086	0.4	19,660	0.4	21,337	0.3	14,978	-	6,168	8,810
Occupational Therapist, HS	0.5	26,423	0.7	35,086	0.4	19,660	0.4	21,337	0.3	14,978	-	6,168	8,810
Physical Therapy Salary	1.0	77,648	1.0	84,000	1.0	85,680	1.0	87,394	-	-	-	-	-
Speech Salary, NES	3.0	127,332	5.0	288,836	5.0	325,812	5.0	329,744	5.0	334,988	-	-	334,988
Speech Salary, Balmer	1.0	74,942											
Speech Salary, MS	2.0	112,835	1.0	86,473	1.0	89,142	1.0	89,530	1.0	90,873	-	-	90,873
Speech Salary, HS	1.0	60,555	1.0	67,657	1.0	72,211	1.0	76,451	1.0	89,982	-	-	89,982
District Adjustment Counselor	1.0	83,946											
Psychologists Salary	3.0	149,847	3.0	211,982	3.0	218,592	3.0	221,738	3.0	236,599	-	-	236,599
Job Coach Salary	1.0	35,207	1.0	35,914	1.0	33,930	1.0	35,378	1.0	36,083	-	-	36,083
ABA Therapy Salary, NES	-	3,439	-	1,498	-	2,161	-	5,000	-	5,000	-	-	5,000
ABA Therapy Salary, Balmer	-	-											
ABA Therapy Salary, MS	-	-	-	-	-	-	-	-	-	-	-	-	-
ABA Therapy Salary, HS	-	-	-	-	-	-	-	-	-	-	-	-	-
Behavior Technician Salary, NES	2.0	50,675	4.0	90,639	4.0	97,823	4.0	116,012	5.0	146,390	-	-	146,390
Behavior Technician Salary, Balmer	2.0	36,140											
Behavior Technician Salary, MS	2.0	50,638	2.0	41,914	2.0	34,281	2.0	55,016	2.0	56,116	-	-	56,116
Behavior Technician Salary, HS	2.0	37,459	2.0	43,986	2.0	13,390	2.0	55,016	2.0	56,116	-	-	56,116
Paraprofessional Salary, NES	22.0	390,023	49.0	906,048	50.0	979,729	55.0	1,191,599	55.0	1,191,551	20,264	-	1,171,287
Paraprofessional Salary, Balmer	12.0	216,548											
Paraprofessional Salary, MS	8.0	166,729	10.0	200,640	9.0	138,379	10.0	218,079	9.0	196,551	-	-	196,551
Paraprofessional Salary, HS	8.0	168,989	7.0	132,973	8.0	136,806	10.0	218,461	10.0	226,869	-	-	226,869
Employee Separation Cost													-
Employee Separation Cost - Support Staff		7,737		3,937		8,068							-
SUMMER PROGRAMS													
Summer Program Teacher Salary		18,944		30,581		32,690		28,945		38,500	-	-	38,500
Summer Program Therapist Salaries		2,768		3,727		5,633		3,900		-	-	-	-
Summer Program Behavior Technician Salary		1,254		3,608		4,681		1,495		4,485	-	-	4,485
Summer Program Paraprofessional Salary		18,917		32,852		42,677		51,805		51,805	-	-	51,805
Summer Program Nurse Salary		5,626		6,694		4,445		4,550		4,550	-	-	4,550
Summer Meetings													-
Summer Program Therapies		6,576		13,795		8,612		14,995		17,418	-	-	17,418
Summer Program Transportation		9,222		19,000		25,141		36,600		47,860	-	-	47,860
Summer Program Supplies		195		47		492		500		500	-	-	500
EXTENDED DAY ACCESS/TUTORS													
Extended Day Accessibility		-		-		-		-		-	-	-	-

**Northbridge Public Schools
FY2025 Budget
Special Education**

CATEGORY	FY 21 FTE	FY 21 ACTUAL BUDGET	FY 22 FTE	FY 22 ACTUAL BUDGET	FY 23 FTE	FY 23 ACTUAL BUDGET	FY 24 FTE	FY 24 ORIGINAL APPROVED BUDGET	FY 25 FTE	FY 25 OPERATIONAL BUDGET	FY 25 GRANTS	FY 25 REVOLVERS	FY 25 APPROPRIATION FROM TOWN
Extended Day Accessibility, NES				105		1,196		1,000		1,000	-	-	1,000
Extended Day Accessibility, MS		-		840		1,513		2,000		2,000	-	-	2,000
Extended Day Accessibility, HS		1,127		1,864		1,328		3,000		5,000	-	-	5,000
Tutors		1,015		6,668		8,996		10,000		10,000	-	-	10,000
Home/Hospital Tutors		10,528		37,250		57,888		24,000		50,000	-	-	50,000
SUBSTITUTES													
Sped Long Term Teacher Substitute, NES		-		2,310		-		9,900		9,900	-	-	9,900
Sped Long Term Teacher Substitute, Balmer		-		-		-		-		-	-	-	-
Sped Long Term Teacher Substitute, MS		4,438		-		-		4,950		4,950	-	-	4,950
Sped Long Term Teacher Substitute, HS		2,500		-		-		4,950		4,950	-	-	4,950
Special Education Teacher Substitutes, NES		4,440		17,728		17,750		26,680		26,680	-	-	26,680
Special Education Teacher Substitutes, Balmer		2,185		-		-		-		-	-	-	-
Special Education Teacher Substitutes, MS		2,423		1,830		9,778		7,475		7,475	-	-	7,475
Special Education Teacher Substitutes, HS		13,763		9,841		2,725		7,475		8,510	-	-	8,510
Paraprofessional Substitutes, NES		6,704		32,177		65,368		54,000		61,200	-	-	61,200
Paraprofessional Substitutes, Balmer		9,043		-		-		-		-	-	-	-
Paraprofessional Substitutes, MS		1,555		2,200		7,145		9,900		9,900	-	-	9,900
Paraprofessional Substitutes, HS		4,130		18,263		7,015		9,000		10,800	-	-	10,800
Team Meeting Substitutes, NES		8		11,001		10,911		11,500		11,500	-	-	11,500
Team Meeting Substitutes, Balmer		3,135		-		-		-		-	-	-	-
Team Meeting Substitutes, MS		113		143		257		575		575	-	-	575
Team Meeting Substitutes, HS		-		-		230		575		575	-	-	575
LEGAL SERVICES													
Special Education Attorney		33,352		59,540		51,957		50,000		50,000	-	-	50,000
TRAVEL													
Travel Non-PD		150		-		27		2,100		1,800	-	-	1,800
DUES/MEMBERSHIPS													
Dues/Memberships		4,440		4,575		4,675		5,000		6,000	-	-	6,000
PAC Fees		275		-		-		450		500	-	-	500
PROFESSIONAL DEVELOPMENT													
Sped Professional Development - Inside Provider		218		-		933		-		-	-	-	-
Conferences		659		1,595		3,072		4,994		5,600	-	-	5,600
Travel, PD		-		-		-		344		369	-	-	369
Sped Professional Development - Outside Provider		3,372		27,248		4,730		5,000		5,000	-	-	5,000
CONTRACTED SERVICES													
Independent Evaluations		8,446		4,925		13,784		12,000		12,000	-	-	12,000
Physical Therapy, Contracted Service		-		-		-		-		58,540	-	-	58,540
Contracted Services, Medical/therapeutic		133,752		94,470		164,325		92,235		93,560	-	-	93,560
Contracted Services, Other Sped Services		101,758		92,168		85,633		42,500		48,200	-	-	48,200
Job Coaching, Contracted Services		-		-		-		-		-	-	-	-
Psych Contracted Services		4,900		-		-		-		-	-	-	-
OUT OF DISTRICT TUITION													
Tuition-MA Public Schools		34,000		78,501		55,997		16,000		57,330	-	57,330	0
Tuition- Out of State		355,590		267,832		458,343		613,126		-	-	-	-
Tuition-Private		1,417,160		1,362,728		1,366,222		1,649,718		1,797,459	665,000	1,132,459	-
Tuition-Residential		250,051		160,426		-		-		553,630	-	553,630	-
Tuition-Collaborative		510,711		489,135		609,767		624,492		889,830	-	126,665	763,165
TRANSPORTATION													
Out of District Transportation		460,463		779,208		963,992		1,091,119		1,301,720	-	-	1,301,720
Out of District Transportation - Vehicle Expenses		5,055		4,572		35		500		500	-	-	500
Out of District Transportation - Bus Driver Salary	0.5	15,034	0.5	15,342	-	-	-	-	-	-	-	-	-
Job Coaching Vehicle Expenses		320		883		2,556		2,500		2,750	-	-	2,750

**Northbridge Public Schools
FY2025 Budget
Special Education**

CATEGORY	FY 21 FTE	FY 21 ACTUAL BUDGET	FY 22 FTE	FY 22 ACTUAL BUDGET	FY 23 FTE	FY 23 ACTUAL BUDGET	FY 24 FTE	FY 24 ORIGINAL APPROVED BUDGET	FY 25 FTE	FY 25 OPERATIONAL BUDGET	FY 25 GRANTS	FY 25 REVOLVERS	FY 25 APPROPRIATION FROM TOWN
In District Special Education Transportation		261,531		278,375		287,636		330,620		401,933	-	-	401,933
SOFTWARE				-		-							
Software, Special Education - SIS		9,509		9,970		10,469		10,992		2,500	-	-	2,500
Software, Special Education - Instructional		2,538		2,744		9,677		11,914		12,098	-	-	12,098
SUPPLIES													
Office Supplies		1,075		1,623		1,271		2,500		2,500	-	-	2,500
Instructional Supplies		273		1,469		1,031		2,950		2,950	-	-	2,950
Instructional Supplies - NES		947		3,085		2,140		4,000		4,000	-	-	4,000
Instructional Supplies - Balmer		300		-		-		-		-	-	-	-
Instructional Supplies - MS		300		298		695		2,500		2,500	-	-	2,500
Instructional Supplies - HS		4,803		3,245		2,971		4,500		4,500	-	-	4,500
Assistive Adaptive Equipment		10,157		8,718		14,946		10,000		10,000	-	-	10,000
General Supplies- Special Ed		30		219		1,528		1,250		1,250	-	-	1,250
General Supplies- Special Ed - NES		-		200		-		1,500		1,500	-	-	1,500
General Supplies- Special Ed - Balmer		-		-		-		-		-	-	-	-
General Supplies- Special Ed - MS		1,000		-		-		750		750	-	-	750
General Supplies- Special Ed - HS		34		-		149		750		750	-	-	750
Testing and Assessment Supplies		12,334		10,904		8,487		10,000		10,000	-	-	10,000
COPIERS													
Copier Maintenance											-	-	-
Copier Lease											-	-	-
MEDICAID													
Medicaid Billing		7,728		10,684		10,051		16,000		12,000	-	-	12,000
GRANT EXPENSES													
Early Childhood and 274 Grant Expenses											-	-	-
94-142 Grant Expenses		8,434		1,596							-	-	-
MTRS Benefits				-		-		-		-	-	-	-
											-	-	-
Totals	117.2	8,822,259	136.7	9,780,612	137.9	10,330,159	145.9	11,709,859	144.5	12,472,677	685,264	2,263,751	9,523,662

**Northbridge Public Schools
FY2025 Budget
SPED Salaries**

Account	School	Job Type	Subject Area	Grade	Regular/ Special Ed	FTE	FY24 Salary	FTE	FY25 Salary
Director of PPS	District	Director of PPS			Special Ed	1.0	124,115	1.0	132,723
Account Total						1.0	124,115	1.0	132,723
Secretaries Salaries	District	Sped Clerk			Special Ed	0.7	23,721	0.7	24,198
Secretaries Salaries	District	Sped Administrative Assistant			Special Ed	1.0	69,250	1.0	55,000
Account Total						1.7	92,971	1.7	79,198
Early Childhood Coordinator	NES	Early Childhood Coordinator			Special Ed	1.0	98,386	1.0	100,354
Account Total						1.0	98,386	1.0	100,354
Elementary Special Education Coordin	NES	Elementary Special Education Coordinator			Special Ed	1.0	93,000	1.0	94,860
Account Total						1.0	93,000	1.0	94,860
BCBA Salary, District	District	BCaBA	District Wide	PK-12	Special Ed	1.0	43,942		
BCBA Salary, District	District	BCBA	District Wide	PK-12	Special Ed			1.0	90,000
BCBA Salary, District	District	BCBA	District Wide	PK-12	Special Ed	1.0	76,500	1.0	78,030
Account Total						2.0	120,442	2.0	168,030
Physical Therapist Salary	District	Physical Therapist	District Wide	PK-12	Special Ed	1.0	87,394		
Account Total						1.0	87,394	-	-
NES Special Education Teachers	NES	Teacher	Inclusion	K	Special Ed	1.0	70,049	1.0	73,472
NES Special Education Teachers	NES	Teacher	Connect	K-2	Special Ed	1.0	86,267	1.0	93,670
NES Special Education Teachers	NES	Teacher	Inclusion	2	Special Ed.	1.0	89,530	1.0	90,873
NES Special Education Teachers	NES	Teacher	PreSchool	Pre-K	Special Ed	1.0	92,286	1.0	93,670
NES Special Education Teachers	NES	Teacher	Inclusion	5	Special Ed	1.0	89,530	1.0	90,873
NES Special Education Teachers	NES	Teacher	Inclusion	1	Special Ed	1.0	42,195	1.0	52,616
NES Special Education Teachers	NES	Teacher	PreSchool	Pre-K	Special Ed	1.0	89,530	1.0	90,873
NES Special Education Teachers	NES	Teacher	RISE	3-5	Special Ed.	1.0	54,799	1.0	60,615
NES Special Education Teachers	NES	Teacher	Inclusion	2	Special Ed.	1.0	57,380	1.0	63,338
NES Special Education Teachers	NES	Teacher	Inclusion	4	Special Ed.	1.0	87,306	1.0	68,936
NES Special Education Teachers	NES	Teacher	PreSchool	Pre-K	Special Ed	1.0	94,956	1.0	97,335
NES Special Education Teachers	NES	Teacher	PreSchool	Pre-K	Special Ed	1.0	57,380	1.0	63,338
NES Special Education Teachers	NES	Teacher	PreSchool	Pre-K	Special Ed	1.0	88,652	1.0	90,873
NES Special Education Teachers	NES	Teacher	Inclusion	K	Special Ed	1.0	89,530	1.0	90,873
NES Special Education Teachers	NES	Teacher	Connect	3-5	Special Ed.	1.0	72,387	1.0	77,598
NES Special Education Teachers	NES	Teacher	Inclusion	2	Special Ed.	1.0	89,530	1.0	90,873
NES Special Education Teachers	NES	ESSER - LBLD Teacher	LBLD	K-5	Special Ed	1.0	89,530	1.0	90,873
NES Special Education Teachers	NES	Teacher	Inclusion	4	Special Ed.	1.0	89,530	1.0	90,873
NES Special Education Teachers	NES	Teacher	Inclusion	3	Special Ed	1.0	95,896	1.0	97,335
NES Special Education Teachers	NES	Teacher	RISE	K-2	Special Ed	1.0	89,530	1.0	90,873
NES Special Education Teachers	NES	Teacher	Inclusion	3	Special Ed.	1.0	89,530	1.0	90,873

**Northbridge Public Schools
FY2025 Budget
SPED Salaries**

Account	School	Job Type	Subject Area	Grade	Regular/ Special Ed	FTE	FY24 Salary	FTE	FY25 Salary
NES Special Education Teachers	NES	Teacher	Inclusion	5	Special Ed	1.0	89,530	1.0	90,873
NES Special Education Teachers	NES	Teacher	RISE	PK-2	Special Ed	1.0	89,530	1.0	90,873
NES Special Education Teachers	NES	FY22 ARP - K SpEd Teacher	Inclusion	K	Special Ed	1.0	54,042	1.0	58,241
NES Special Education Teachers	NES	Teacher	Inclusion	4	Special Ed.	1.0	88,652	1.0	90,873
Account Total						25.0	2,027,076	25.0	2,081,510
MS Special Education Teacher	NMS	Teacher	Connect	5-8	Special Ed	1.0	55,277	1.0	58,241
MS Special Education Teacher	NMS	Teacher	Inclusion	7	Special Ed	1.0	89,530	1.0	90,873
MS Special Education Teacher	NMS	Teacher	Inclusion	7	Special Ed	1.0	88,652	1.0	90,873
MS Special Education Teacher	NMS	Teacher	RISE	5-8	Special Ed	1.0	85,951	1.0	88,104
MS Special Education Teacher	NMS	Teacher	Inclusion	8	Special Ed	1.0	51,838	1.0	55,020
MS Special Education Teacher	NMS	Teacher	Inclusion	6	Special Ed	1.0	70,895	1.0	76,240
MS Special Education Teacher	NMS	Teacher	Inclusion	6	Special Ed	1.0	92,286	1.0	93,670
Account Total						7.0	534,429	7.0	553,020
HS Special Education Teachers	NHS	Teacher	Inclusion		Special Ed	1.0	47,374	1.0	52,616
HS Special Education Teachers	NHS	Teacher	Connect		Special Ed	1.0	64,355	1.0	68,936
HS Special Education Teachers	NHS	Teacher	Inclusion		Special Ed	1.0	75,114	1.0	88,616
HS Special Education Teachers	NHS	Teacher	Inclusion		Special Ed	1.0	88,170	1.0	89,493
HS Special Education Teachers	NHS	Teacher	ISN/Post Grad		Special Ed	1.0	51,838	1.0	55,020
HS Special Education Teachers	NHS	Teacher	Inclusion		Special Ed	1.0	43,019	1.0	52,616
HS Special Education Teachers	NHS	Teacher	Inclusion		Special Ed	1.0	48,497	1.0	65,321
HS Special Education Teachers	NHS	Teacher	Inclusion		Special Ed	1.0	70,049	1.0	73,472
Account Total						8.0	488,416	8.0	546,089
MS Team Chair Salaries	NMS	Team Chairperson		5-8	Special Ed	1.0	89,530	1.0	90,873
MS Team Chair Salaries	NMS	Team Chair Stipend					2,309		2,321
Account Total						1.0	91,839	1.0	93,194
HS Team Chair Salaries	NHS	Team Chairperson		9-12	Special Ed	1.0	95,896	1.0	97,335
HS Team Chair Salaries	NHS	Team Chair Stipend					2,309		2,321
Account Total						1.0	98,205	1.0	99,656
Occupational Therapist-NES	NES	FY22 ARP - OT		All	Special Ed	0.20	15,290		
Occupational Therapist-NES	NES	COTA		All	Special Ed	0.20	6,047	0.40	12,335
Occupational Therapist-NES	NES	OT		All	Special Ed	1.00	86,802	0.80	70,483
Account Total						1.4	108,139	1.2	82,818
Occupational Therapist-MS	MS	COTA		All	Special Ed	0.20	6,047	0.20	6,168
Occupational Therapist-MS	MS	OT		All	Special Ed	0.20	15,290	0.10	8,810
Account Total						0.4	21,337	0.3	14,978

**Northbridge Public Schools
FY2025 Budget
SPED Salaries**

Account	School	Job Type	Subject Area	Grade	Regular/ Special Ed	FTE	FY24 Salary	FTE	FY25 Salary
Occupational Therapist-HS	HS	COTA		All	Special Ed	0.20	6,047	0.20	6,168
Occupational Therapist-HS	HS	OT		All	Special Ed	0.20	15,290	0.10	8,810
Account Total						0.4	21,337	0.3	14,978
NES Speech Salaries	NES	SLPA		PK-5	Special Ed	1.0	29,778	1.0	30,378
NES Speech Salaries	NES	Speech Pathologist		PK-5	Special Ed	1.0	89,530	1.0	90,873
NES Speech Salaries	NES	Speech Pathologist		PK-5	Special Ed	1.0	89,530	1.0	90,873
NES Speech Salaries	NES	SLPA		PK-5	Special Ed	1.0	28,619	1.0	29,194
NES Speech Salaries	NES	Speech Pathologist		PK-5	Special Ed	1.0	92,286	1.0	93,670
Account Total						5.0	329,744	5.0	334,988
Middle School Speech Salaries	NMS	Speech Pathologist		6-8	Special Ed	1.0	89,530	1.0	90,873
Account Total						1.0	89,530	1.0	90,873
HS Speech Salaries Teachers	NHS	Speech Pathologist		9-12	Special Ed	1.0	76,451	1.0	89,982
Account Total						1.0	76,451	1.0	89,982
ABA Therapy Salary, NES	NES	Additional ABA pay for paras		PK-5			5,000		5,000
Account Total						-	5,000	-	5,000
Behavior Technician Salary, NES	NES	Behavior Tech		PK-5	Special Ed	1.0	33,488	1.0	34,158
Behavior Technician Salary, NES	NES	Behavior Tech		PK-5	Special Ed	1.0	27,508	1.0	28,058
Behavior Technician Salary, NES	NES	Behavior Tech		PK-5	Special Ed	1.0	27,508	1.0	28,058
Behavior Technician Salary, NES	NES	Behavior Tech		PK-5	Special Ed	1.0	15,548	1.0	28,058
Behavior Technician Salary, NES	NES	Behavior Tech		PK-5	Special Ed	1.0	25,415	1.0	28,058
Account Total						5.0	129,467	5.0	146,390
Behavior Technician Salary, MS	NMS	Behavior Tech		6-8	Special Ed	1.0	27,508	1.0	28,058
Behavior Technician Salary, MS	NMS	Behavior Tech		6-8	Special Ed	1.0	27,508	1.0	28,058
Account Total						2.0	55,016	2.0	56,116
Behavior Technician Salary, HS	NHS	Behavior Tech		9-12	Special Ed	1.0	27,508	1.0	28,058
Behavior Technician Salary, HS	NHS	Behavior Tech		9-12	Special Ed	1.0	27,508	1.0	28,058
Account Total						2.0	55,016	2.0	56,116
Job Coach Salary	NHS	Job Coach		PG	Special Ed	1.0	35,378	1.0	36,083
Account Total						1.0	35,378	1.0	36,083
Paraprofessional Salary, NES	NES	Instructional Assistant				1.0	18,813	1.0	19,579
Paraprofessional Salary, NES	NES	Instructional Assistant				1.0	20,775	1.0	21,612
Paraprofessional Salary, NES	NES	Instructional Assistant				1.0	18,813	1.0	19,579
Paraprofessional Salary, NES	NES	Instructional Assistant				1.0	18,813	1.0	19,579

**Northbridge Public Schools
FY2025 Budget
SPED Salaries**

Account	School	Job Type	Subject Area	Grade	Regular/ Special Ed	FTE	FY24 Salary	FTE	FY25 Salary
Paraprofessional Salary, NES	NES	Instructional Assistant				1.0	16,870	1.0	19,579
Paraprofessional Salary, NES	NES	Instructional Assistant				1.0	19,820	1.0	22,868
Paraprofessional Salary, NES	NES	ESSER - Instructional Assistant				1.0	20,775	1.0	21,612
Paraprofessional Salary, NES	NES	FY22 ARP - Instructional Assistant				1.0	19,229	1.0	19,579
Paraprofessional Salary, NES	NES	Instructional Assistant				1.0	19,770	1.0	20,571
Paraprofessional Salary, NES	NES	Instructional Assistant				1.0	18,813	1.0	19,579
Paraprofessional Salary, NES	NES	Instructional Assistant				1.0	23,549	1.0	24,374
Paraprofessional Salary, NES	NES	Instructional Assistant				1.0	17,359	1.0	21,373
Paraprofessional Salary, NES	NES	Instructional Assistant				1.0	21,564	1.0	22,365
Paraprofessional Salary, NES	NES	Instructional Assistant				1.0	22,102	1.0	22,868
Paraprofessional Salary, NES	NES	Instructional Assistant				1.0	22,054	1.0	22,879
Paraprofessional Salary, NES	NES	Instructional Assistant				1.0	22,102	1.0	22,868
Paraprofessional Salary, NES	NES	Instructional Assistant				1.0	20,607	1.0	21,373
Paraprofessional Salary, NES	NES	Instructional Assistant				1.0	26,216	1.0	27,137
Paraprofessional Salary, NES	NES	Instructional Assistant				1.0	22,580	1.0	23,358
Paraprofessional Salary, NES	NES	Instructional Assistant				1.0	17,484	1.0	19,579
Paraprofessional Salary, NES	NES	Instructional Assistant				1.0	20,260	1.0	21,085
Paraprofessional Salary, NES	NES	FY22 ARP - Instructional Assistant				1.0	18,813	1.0	19,579
Paraprofessional Salary, NES	NES	Instructional Assistant				1.0	21,564	1.0	22,365
Paraprofessional Salary, NES	NES	Instructional Assistant				1.0	23,059	1.0	23,860
Paraprofessional Salary, NES	NES	Instructional Assistant				1.0	21,085	1.0	21,863
Paraprofessional Salary, NES	NES	Instructional Assistant				1.0	23,059	1.0	23,860
Paraprofessional Salary, NES	NES	Instructional Assistant				1.0	17,893	1.0	19,579
Paraprofessional Salary, NES	NES	Instructional Assistant				1.0	20,420	1.0	22,868
Paraprofessional Salary, NES	NES	ESSER - Instructional Assistant				1.0	19,770	1.0	20,571
Paraprofessional Salary, NES	NES	ESSER - Instructional Assistant				1.0	22,580	1.0	23,358
Paraprofessional Salary, NES	NES	ESSER - Instructional Assistant				1.0	23,501	1.0	24,446
Paraprofessional Salary, NES	NES	Instructional Assistant				1.0	23,549	1.0	24,374
Paraprofessional Salary, NES	NES	Instructional Assistant				1.0	21,381	1.0	22,868
Paraprofessional Salary, NES	NES	Instructional Assistant				1.0	19,291	1.0	20,069
Paraprofessional Salary, NES	NES	Instructional Assistant				1.0	18,813	1.0	19,579
Paraprofessional Salary, NES	NES	Instructional Assistant				1.0	17,283	1.0	19,100
Paraprofessional Salary, NES	NES	Instructional Assistant				1.0	15,257	1.0	20,894
Paraprofessional Salary, NES	NES	Instructional Assistant				1.0	18,739	1.0	20,894
Paraprofessional Salary, NES	NES	ESSER - Instructional Assistant				1.0	12,763	1.0	20,894
Paraprofessional Salary, NES	NES	Instructional Assistant				1.0	12,188	1.0	20,894
Paraprofessional Salary, NES	NES	Instructional Assistant				1.0	16,356	1.0	20,894
Paraprofessional Salary, NES	NES	FY22 ARP - Instructional Assistant				1.0	11,174	1.0	20,894
Paraprofessional Salary, NES	NES	Instructional Assistant				1.0	12,896	1.0	20,894
Paraprofessional Salary, NES	NES	Instructional Assistant				1.0	19,679	1.0	21,373
Paraprofessional Salary, NES	NES	Instructional Assistant				1.0	23,549	1.0	24,374
Paraprofessional Salary, NES	NES	Instructional Assistant				1.0	18,813	1.0	19,579

**Northbridge Public Schools
FY2025 Budget
SPED Salaries**

Account	School	Job Type	Subject Area	Grade	Regular/ Special Ed	FTE	FY24 Salary	FTE	FY25 Salary	
Paraprofessional Salary, NES	NES	Instructional Assistant				1.0	19,770	1.0	20,571	
Paraprofessional Salary, NES	NES	Instructional Assistant				1.0	22,102	1.0	22,868	
Paraprofessional Salary, NES	NES	Instructional Assistant				1.0	19,224	1.0	19,579	
Paraprofessional Salary, NES	NES	Instructional Assistant				1.0	19,291	1.0	20,069	
Paraprofessional Salary, NES	NES	Instructional Assistant				1.0	25,654	1.0	26,563	
Paraprofessional Salary, NES	NES	Instructional Assistant				1.0	18,813	1.0	19,579	
Paraprofessional Salary, NES	NES	Instructional Assistant				1.0	22,102	1.0	22,868	
Paraprofessional Salary, NES	NES	Instructional Assistant				1.0	25,965	1.0	26,563	
Paraprofessional Salary, NES	NES	Instructional Assistant				1.0	18,302	1.0	19,579	
Account Total						55.0	1,093,071	55.0	1,191,551	
Paraprofessional Salary, MS	MS	Instructional Assistant				1.0	26,790	1.0	27,735	
Paraprofessional Salary, MS	MS	Instructional Assistant				1.0	15,848	1.0	19,579	
Paraprofessional Salary, MS	MS	Instructional Assistant				1.0	22,102	1.0	22,868	
Paraprofessional Salary, MS	MS	Instructional Assistant				1.0	22,054	1.0	22,879	
Paraprofessional Salary, MS	MS	Instructional Assistant				1.0	12,763	1.0	20,894	
Paraprofessional Salary, MS	MS	Instructional Assistant				1.0	19,770	1.0	20,571	
Paraprofessional Salary, MS	MS	Instructional Assistant				1.0	18,813	1.0	19,579	
Paraprofessional Salary, MS	MS	Instructional Assistant				1.0	21,021	1.0	22,868	
Paraprofessional Salary, MS	MS	Instructional Assistant				1.0	12,167	1.0	19,579	
Account Total						9.0	171,329	9.0	196,551	
Paraprofessional Salary, HS	HS	Instructional Assistant				1.0	22,102	1.0	22,868	
Paraprofessional Salary, HS	HS	Instructional Assistant				1.0	18,813	1.0	19,579	
Paraprofessional Salary, HS	HS	Instructional Assistant				1.0	21,085	1.0	21,863	
Paraprofessional Salary, HS	HS	Instructional Assistant				1.0	22,102	1.0	22,868	
Paraprofessional Salary, HS	HS	Instructional Assistant				1.0	23,059	1.0	23,860	
Paraprofessional Salary, HS	HS	Instructional Assistant				1.0	23,549	1.0	24,374	
Paraprofessional Salary, HS	HS	Instructional Assistant				1.0	21,564	1.0	22,365	
Paraprofessional Salary, HS	HS	Instructional Assistant				1.0	21,564	1.0	22,365	
Paraprofessional Salary, HS	HS	Instructional Assistant				1.0	22,102	1.0	22,868	
Paraprofessional Salary, HS	HS	Instructional Assistant				1.0	23,059	1.0	23,860	
Account Total						10.0	219,000	10.0	226,869	
Psychologist Salaries	District	School Psychologist		6-8		1.0	62,921	1.0	69,632	
Psychologist Salaries	District	School Psychologist		9-12		1.0	95,896	1.0	97,335	
Psychologist Salaries	District	School Psychologist		PK-5		1.0	62,921	1.0	69,632	
Account Total						3.0	221,738	3.0	236,599	
						Totals	145.9	6,487,825	144.5	6,728,527

**Northbridge Public Schools
FY2025 Budget
Pupil Personnel Services**

CATEGORY	FY 21 FTE	FY 21 ACTUAL BUDGET	FY 22 FTE	FY 22 ACTUAL BUDGET	FY 23 FTE	FY 23 ACTUAL BUDGET	FY 24 FTE	FY 24 ORIGINAL APPROVED BUDGET	FY 25 FTE	FY 25 OPERATIONAL BUDGET	FY 25 GRANTS	FY 25 REVOLVERS	FY 25 APPROPRIATION FROM TOWN
SALARIES													
ELL Teacher Salary, NES	1.0	87,387	2.0	110,207	2.0	133,699	2.0	148,202	2.0	151,911	-	-	151,911
ELL Teacher Salary, Balmer	1.0	59,090											
ELL Teacher Salary, MS	1.0	59,090	0.5	36,921	1.0	89,142	1.0	89,530	1.0	90,873	-	-	90,873
ELL Teacher Salary, HS	1.0	68,544	0.5	36,921	1.0	88,275	1.0	89,530	1.0	90,873	-	-	90,873
ELL Paraprofessional Salary, NES	-	-	-	-	-	-	-	-	-	-	-	-	-
ELL Paraprofessional Salary, Balmer	1.0	9,156											
ELL Paraprofessional Salary, MS	-	-	0.5	4,017	-	-	-	-	-	-	-	-	-
ELL Paraprofessional Salary, HS	-	-	0.5	4,017	-	-	-	-	-	-	-	-	-
Adjustment Counselor Salary, NES	1.0	83,946	3.0	189,309	3.0	205,655	3.0	228,147	3.0	245,495	-	-	245,495
Adjustment Counselor Salary, Balmer	1.0	87,387											
Adjustment Counselor Salary, MS	2.0	124,555	3.0	191,239	3.0	179,157	3.0	192,655	3.0	186,411	-	-	186,411
Adjustment Counselor Salary, HS	1.0	59,581	2.0	137,246	2.0	145,261	2.0	146,910	2.0	166,143	-	-	166,143
Social Worker, District			1.0	15,652	1.0	26,739	1.0	60,000	-	-	-	-	-
Guidance Counselor Salary, MS				-		-		-		-	-	-	-
Guidance Counselor Salary, HS	3.0	255,060	3.0	262,542	3.0	274,852	3.0	288,974	3.0	294,248	-	-	294,248
Guidance Secretary Salary, HS	1.0	47,460	1.0	41,661	1.0	41,033	1.0	42,569	1.0	43,801	-	-	43,801
Nurse Salary, NES	1.7	82,195	4.2	213,450	4.0	168,234	3.5	204,826	3.5	201,115	-	-	201,115
Nurse Salary, Balmer	1.0	82,195											
Nurse Salary, MS	2.0	98,407	1.5	86,861	1.5	99,248	1.5	101,202	1.5	133,540	-	-	133,540
Nurse Salary, HS	2.0	143,997	2.0	147,330	2.0	156,771	2.0	159,174	1.5	119,705	-	-	119,705
Covid Nurse Support, District			2.0	43,160	1.0	28,393	-	-	-	-	-	-	-
BRYT Program Adjustment Counselor	0.5	32,328	0.8	40,732	1.0	41,219	1.0	56,821	0.6	34,944	34,944	-	-
BRYT Program Academic Coordinator	1.0	26,539	1.0	16,018	1.0	19,486	0.6	14,688	1.0	25,061	25,061	-	-
Resource Nurse	0.6	28,253	0.6	29,640	0.6	30,740	0.6	30,814	0.6	31,350	31,350	-	-
School Resource Officer			-	-	-	-	-	-	-	-	-	-	-
STIPENDS													
ELL Coordinator Stipend		2,346		2,357		2,357		2,369		2,369	-	-	2,369
School Doctor		5,000		5,000		5,000		5,000		5,000	-	-	5,000
SUBSTITUTES													
Nurse Substitutes, NES		1,395		23,163		1,550		3,000		3,000	-	-	3,000
Nurse Substitutes, Balmer		2,932		-		-		-		-	-	-	-
Nurse Substitutes, MS		208		3,775		1,496		2,250		2,250	-	-	2,250
Nurse Substitutes, HS		-		130		2,071		3,000		2,250	-	-	2,250
DUES/MEMBERSHIPS													
Dues/Memberships, Guidance		270		300		115		450		450	-	-	450
CONTRACTED SERVICES													
Translation and Interpretation				10,978		14,441		23,000		23,000	-	-	23,000
SUPPLIES/MATERIALS													
ELL Materials/Supplies		2,831		2,874		2,600		3,000		3,000	-	-	3,000
Nurse Supplies, NES		815		2,423		2,641		2,827		3,030	-	-	3,030
Nurse Supplies, Balmer		1,031		-		-		-		-	-	-	-
Nurse Supplies, MS		1,468		751		1,227		1,277		1,170	-	-	1,170
Nurse Supplies, HS		1,378		1,389		1,180		1,511		1,485	-	-	1,485
Guidance Supplies, HS		435		291		379		1,725		1,725	-	-	1,725
GRANT EXPENSES													
Public Health Grant Expenses		7,880		19,654							-	-	-
											-	-	-
Totals	22.8	1,463,156	29.1	1,680,006	28.1	1,762,958	26.2	1,903,451	24.7	1,864,199	91,356	-	1,772,843

**Northbridge Public Schools
FY2025 Budget
PPS Salaries**

Account	School	Job Type	Subject Area	Grade	Regular/Special Ed	FTE	FY24 Salary	FTE	FY25 Salary
ELL Paraprofessional Salary - NES	NES	Instructional Assistant - ELL							
Account Total						-	-	-	-
ELL Paraprofessional Salary - MS	MS	Instructional Assistant - ELL							
Account Total						-	-	-	-
ELL Paraprofessional Salary - HS	HS	Instructional Assistant - ELL							
Account Total						-	-	-	-
NES Adjustment Counselor Salary	NES	ESSER - Adjustment Counselor				1.0	82,674	1.0	96,381
NES Adjustment Counselor Salary	NES	Adjustment Counselor		PK-5		1.0	56,821	1.0	58,241
NES Adjustment Counselor Salary	NES	Adjustment Counselor		PK-5		1.0	88,652	1.0	90,873
Account Total						3.0	228,147	3.0	245,495
Middle School Adjustment Counselor	NMS	Adjustment Counselor		6-8		1.0	52,569	1.0	57,072
Middle School Adjustment Counselor	NMS	ESSER - Adjustment Counselor				1.0	67,917	1.0	71,099
Middle School Adjustment Counselor	NMS	Adjustment Counselor		6-8		1.0	56,662	1.0	58,241
Account Total						3.0	177,148	3.0	186,411
High School Adjustment Counselor	NHS	Adjustment Counselor		9		1.0	89,530	1.0	90,873
High School Adjustment Counselor	NHS	Adjustment Counselor		10-12		1.0	70,566	1.0	75,270
Account Total						2.0	160,096	2.0	166,143
Social Worker, District	DIST	ESSER - Social Worker		PK-12		1.0	39,130		
Account Total						1.0	39,130	-	-
High School Guidance Counselor Salaries	NHS	Counselor	Guidance	9-12		1.0	89,530	1.0	90,873
High School Guidance Counselor Salaries	NHS	Counselor	10 additional days				4,866		4,939
High School Guidance Counselor Salaries	NHS	Counselor	Guidance	9-12		1.0	88,652	1.0	90,873
High School Guidance Counselor Salaries	NHS	Counselor	10 additional days				4,818		4,939
High School Guidance Counselor Salaries	NHS	Counselor	Guidance/Voc Tech	9-12		1.0	95,896	1.0	97,335
High School Guidance Counselor Salaries	NHS	Counselor	10 additional days				5,212		5,290
Account Total						3.0	288,974	3.0	294,248
High School Guidance Secretary	NHS	Guidance Secretary		9-12		1.0	42,569	1.0	43,801
Account Total						1.0	42,569	1.0	43,801
NES Nurse Salary	NES	Nurse		PK-5		1.0	42,458	1.0	68,936
NES Nurse Salary	NES	Nurse		PK-5		1.0	61,675	1.0	66,259
NES Nurse Salary	NES	ESSER - Part-time Nurse		PK-5		0.5	14,400	0.5	14,400
NES Nurse Salary	NES	1:1 Nurse Assistant LPN		3		1.0		1.0	51,520
Account Total						3.5	118,533	3.5	201,115
Middle School Nurse Salary	NMS	Nurse		6-8		1.0	86,802	1.0	88,104

**Northbridge Public Schools
FY2025 Budget
PPS Salaries**

Account	School	Job Type	Subject Area	Grade	Regular/Special Ed	FTE	FY24 Salary	FTE	FY25 Salary	
Middle School Nurse Salary	NMS	Nurse/Lead Nurse		6-8				0.5	45,436	
Middle School Nurse Salary	NMS	Nurse		6-8		0.5	14,400			
Account Total						1.5	101,202	1.5	133,540	
High School Nurse Salary	NHS	Nurse Leader Stipend		PK-12			5,600		5,628	
High School Nurse Salary	NHS	Wellness Coordinator		PK-12			2,369		2,381	
High School Nurse Salary	NHS	Nurse/Lead Nurse		9-12		1.0	89,530	0.5	45,436	
High School Nurse Salary	NHS	Nurse		9-12		1.0	61,675	1.0	66,259	
Account Total						2.0	159,174	1.5	119,705	
Covid Nurse Support, District	DIST	Health Grant - COVID Nurse		PK-12						
Account Total						-	-	-	-	
ELL Teacher Salary, NES	NES	Teacher	ELL	PK-5		1.0	91,381	1.0	93,670	
ELL Teacher Salary, NES	NES	Teacher	ELL	PK-5		1.0	56,821	1.0	58,241	
Account Total						2.0	148,202	2.0	151,911	
ELL Teacher Salary, MS	MS	Teacher	ELL	6-8		1.0	89,530	1.0	90,873	
Account Total						1.0	89,530	1.0	90,873	
ELL Teacher Salary, HS	HS	Teacher	ELL	9-12		1.0	89,530	1.0	90,873	
Account Total						1.0	89,530	1.0	90,873	
BRYT Program Adjustment Counselor	HS	Adjustment Counselor	BRYT/BRIDGE	9-12		1.0	56,821	0.6	34,944	
Account Total						1.0	56,821	0.6	34,944	
BRYT Program Academic Liaison	HS	Academic Liaison	BRYT/BRIDGE	9-12		1.0	23,069	1.0	25,061	
Account Total						1.0	23,069	1.0	25,061	
Resource Nurse	DIST	Resource Nurse	CSHS Grant	PK-12		0.6	30,814	0.6	31,350	
Account Total						0.6	30,814	0.6	31,350	
						Totals	26.6	1,752,940	24.7	1,815,470

**Northbridge Public Schools
FY2025 Budget
Technology**

CATEGORY	FY 21 FTE	FY 21 ACTUAL BUDGET	FY 22 FTE	FY 22 ACTUAL BUDGET	FY 23 FTE	FY 23 ACTUAL BUDGET	FY 24 FTE	FY 24 ORIGINAL APPROVED BUDGET	FY 25 FTE	FY 25 OPERATIONAL BUDGET	FY 25 GRANTS	FY 25 REVOLVERS	FY 25 APPROPRIATION FROM TOWN
SALARIES													
Director of Technology Salary	1.0	68,426	1.0	92,000	1.0	93,840	1.0	98,840	1.0	104,040	-	-	104,040
Instructional Technologist Salary, NES	0.5	29,150	0.5	44,567	0.3	30,621	0.3	30,762	-	-	-	-	-
Instructional Technologist Salary, Balmer	0.4	34,955											
Instructional Technologist Salary, MS	0.5	43,265	0.5	44,567	0.3	30,621	0.3	30,762	-	-	-	-	-
Instructional Technologist Salary, HS	0.5	43,265	0.5	44,567	0.3	30,621	0.3	30,762	-	-	-	-	-
Technology Support Salaries	3.0	216,098	3.0	201,037	3.0	180,602	3.0	171,860	3.0	175,063	-	-	175,063
STIPENDS													
Webmaster Stipend		1,500		1,508		1,508		1,500		-	-	-	-
PROFESSIONAL DEVELOPMENT													
Conferences		944		-		1,000		1,775		1,775	-	-	1,775
NON-INSTRUCTIONAL TECHNOLOGY - DISTRICT													
Non-Instructional Technology, Hardware		7,875		2,816		3,315		3,000		3,000	-	-	3,000
Non-Instructional Technology, Software		69,838		74,608		85,416		76,230		82,744	2,180	-	80,564
Non-Instructional Technology, Contracted Service		8,347		8,145		5,542		6,600		5,255	-	-	5,255
Technology Infrastructure, Contracted Service		40,892		45,755		44,170		21,841		61,542	12,575	-	48,967
Networking, Hardware/Software		18,944		14,731		16,714		18,381		30,798	12,000	-	18,798
Internet Services		38,873		36,945		36,945		35,430		35,030	-	-	35,030
Supplies		897		6,351		3,221		3,000		3,000	-	-	3,000
Travel		-		-		-		213		168	-	-	168
NON-INSTRUCTIONAL TECHNOLOGY - SCHOOLS													
Non-Instructional Tech Software/Supplies, NES		544		421		5,744		853		933	-	-	933
Non-Instructional Tech Software/Supplies, Balmer		570		-		-		-		-	-	-	-
Non-Instructional Tech Software/Supplies, MS		5,628		6,005		2,299		890		1,382	-	-	1,382
Non-Instructional Tech Software/Supplies, HS		7,630		1,904		2,167		890		899	-	-	899
HARDWARE, INSTRUCTIONAL													
Instructional Hardware Computers, NES		-		-		-		-		200	-	-	200
Instructional Hardware Other, NES		2,612		326		-		-		-	-	-	-
Instructional Hardware Computers, Balmer		600		-		-		-		-	-	-	-
Instructional Hardware Other, Balmer		1,743		-		-		-		-	-	-	-
Instructional Hardware Computers, MS		24,963		13,706		29,450		-		2,086	-	-	2,086
Instructional Hardware Other, MS		2,820		1,327		1,795		21,688		2,086	-	-	2,086
Instructional Hardware Computers, HS		43,837		14,192		20,214		-		3,200	-	-	3,200
Instructional Hardware Other, HS		1,995		9,302		4,207		36,844		3,200	-	-	3,200
SOFTWARE, INSTRUCTIONAL													
Instructional Software, NES		2,156		3,494		7,873		6,309		7,507	-	-	7,507
Instructional Software, Balmer		2,156		-		-		-		-	-	-	-
Instructional Software, MS		932		3,695		4,254		10,042		7,598	-	-	7,598
Instructional Software, HS		4,307		15,712		12,714		16,363		11,868	-	-	11,868
Testing and Assessment Software		-		2,160		6,084		2,381		4,055	-	-	4,055
TOTAL	5.9	725,763	5.5	689,844	5.0	660,937	5.0	627,215	4.0	547,427	26,755	-	520,672

Northbridge Public Schools
FY2025 Budget
Tech Salaries

Account	School	Job Type	Subject Area	Grade	Regular/Special Ed	FTE	FY24 Salary	FTE	FY25 Salary	
Technology Support Salaries	District	Technology Support Specialist		PK-12		1.0	48,960	1.0	49,939	
Technology Support Salaries	District	Technology Support Specialist		PK-12		1.0	53,000	1.0	54,060	
Technology Support Salaries	District	Information Systems Manager		PK-12		1.0	61,200	1.0	62,424	
Technology Support Salaries	District	Summer Help/Intern					8,640		8,640	
Account Total						3.0	171,800	3.0	175,063	
Instructional Technologist Salary, NES	District	Instructional Technologist		PK-5		0.3	10,867			
Account Total						0.3	10,867	0.0	-	
Instructional Technologist Salary, MS	District	Instructional Technologist		6-8		0.3	10,867			
Account Total						0.3	10,867	0.0	-	
Instructional Technologist Salary, HS	District	Instructional Technologist		9-12		0.3	10,867			
Account Total						0.3	10,867	0.0	-	
Director of Technology Salary	District	Director of Instructional Technology		PK-12		1.0	102,000	1.0	104,040	
Account Total						1.0	102,000	1.0	104,040	
						Totals	5.0	306,401	4.0	279,103

**Northbridge Public Schools
FY2025 Budget
Transportation**

CATEGORY	FY 21 FTE	FY 21 ACTUAL BUDGET	FY 22 FTE	FY 22 ACTUAL BUDGET	FY 23 FTE	FY 23 ACTUAL BUDGET	FY 24 FTE	FY 24 ORIGINAL APPROVED BUDGET	FY 25 FTE	FY 25 OPERATIONAL BUDGET	FY 25 GRANTS	FY 25 REVOLVERS	FY 25 APPROPRIATION FROM TOWN
SALARIES													
Transportation Coordinator	0.8	28,827	0.8	28,108	0.8	28,441	0.8	29,156	0.8	29,625		29,625	-
Crossing Guard	0.9	7,395	0.6	7,603	0.6	4,496	0.6	8,240	0.6	8,343	-	-	8,343
SUPPLIES/MATERIALS													
Supplies & Materials		149		183		63		503		420		420	-
TRANSPORTATION CONTRACTED													
In District Regular Transportation		865,145		893,579		924,998		1,057,247		1,103,108	-	40,000	1,063,108
Christian School Transportation		66,550		68,270		70,740		80,100		84,240	-	-	84,240
Vocational Student Transportation		31,903		53,648		68,337		37,440		37,152	-	-	37,152
McKinney Vento Transportation		-		2,409		36,485		39,150		41,850	-	-	41,850
Foster Transportation		47,356		54,043		61,236		72,900		72,900	-	-	72,900
Late Bus Transportation											-	-	-
TOTAL	1.7	1,047,324	1.4	1,107,842	1.4	1,194,796	1.4	1,324,735	1.4	1,377,638	-	70,045	1,307,593

**Northbridge Public Schools
FY2025 Budget
Transportation Salaries**

Account	School	Job Type	Subject Area	Grade	Regular/Special Ed	FTE	FY24 Salary	FTE	FY25 Salary	
Crossing Guard Salaries	NES	Crossing Guard				0.3	2,184	0.3	3,856	
Crossing Guard Salaries	MS	Crossing Guard				0.3	4,399	0.3	4,487	
Account Total						0.6	6,583	0.6	8,343	
Transportation Coordinator	District	Transportation Coordinator				0.8	29,156	0.8	29,625	
Account Total						0.8	29,156	0.8	29,625	
						Totals	1.4	35,739	1.4	37,968

**Northbridge Public Schools
FY2025 Budget
Title I**

CATEGORY	FY 21 FTE	FY 21 ACTUAL BUDGET	FY 22 FTE	FY 22 ACTUAL BUDGET	FY 23 FTE	FY 23 ACTUAL BUDGET	FY 24 FTE	FY 24 ORIGINAL APPROVED BUDGET	FY 25 FTE	FY 25 OPERATIONAL BUDGET	FY 25 GRANTS	FY 25 REVOLVERS	FY 25 APPROPRIATION FROM TOWN
Title I Tutors			4.0	80,063	4.0	121,538	4.0	128,800	6.0	193,200	193,200	-	-
Title I Teachers	4.0	328,904	2.0	172,945	2.0	178,943	2.0	160,203	1.0	83,914	83,914	-	-
Title I Parent Liasons	0.5	22,670	0.5	26,041	0.5	28,345	0.5	26,640	0.5	26,640	26,640	-	-
Title I MTRS Benefits		29,601		15,565		16,105		14,418		7,552	7,552	-	-
Title I Other Grant Expenses		13,497		18,453		49,296					-	-	-
											-	-	-
TOTAL	4.5	394,672	6.5	313,067	6.5	394,226	6.5	330,061	7.5	311,306	311,306	-	-

**Northbridge Public Schools
FY2025 Budget
Title I Salaries**

Account	School	Job Type	Subject Area	Grade	Regular/Special Ed	FTE	FY24 Salary	FTE	FY25 Salary
Title I Teacher	MS	ELA Teacher - Title I	ELA	6-8	Regular Ed.	1.0	89,530		
Title I Teacher	MS	ELA Interventionist	ELA	6-8	Regular Ed.	1.0	89,530		
Title I Teacher	NES	Title I Academic/Instructional Coach	ELA/Math	K-5	Regular Ed.			1.0	83,914
Account Total						2.0	179,060	1.0	83,914
Title I Tutor	NES	Title I Tutor	ELA		Regular Ed.	1.0	32,200	1.0	32,200
Title I Tutor	NES	Title I Tutor	ELA		Regular Ed.	1.0	32,200	1.0	32,200
Title I Tutor	NES	Title I Tutor	ELA		Regular Ed.	1.0	32,200	1.0	32,200
Title I Tutor	NES	Title I Tutor	ELA		Regular Ed.	1.0	32,200	1.0	32,200
Title I Tutor	MS	Title I Tutor	ELA		Regular Ed.			1.0	32,200
Title I Tutor	MS	Title I Tutor	MATH		Regular Ed.			1.0	32,200
Account Total						4.0	128,800	6.0	193,200
Title I Liason	NES	Family Liason		1-5	Regular Ed.	0.25	18,000	0.25	13,320
Title I Liason	MS	Family Liason		6-12	Regular Ed.	0.25	8,640	0.25	13,320
Account Total						0.5	26,640	0.5	26,640
Totals						6.50	334,500	7.50	303,754